

***State of West Virginia
Office of Miner's Health, Safety & Training***

UNDERGROUND MINE FOREMAN'S GUIDE



**2008 Edition
Forms Updated 12-2013**

TABLE OF CONTENTS

| SECTION | PAGE |
|--|------|
| SOURCE MATERIAL | i |
| INTRODUCTION | ii |
| TERMS AND CONDITIONS | 1 |
| COAL AND COAL DUST | 11 |
| PERMITS AND APPROVALS | 19 |
| RECORDS AND NOTIFICATIONS | 43 |
| MINE MAPS | 53 |
| FIRE BOSS | 65 |
| VENTILATION | 69 |
| MINING METHODS | 99 |
| ROOF CONTROL | 106 |
| ELECTRICITY | 123 |
| TRANSPORTATION | 140 |
| DIESEL EQUIPMENT | 156 |
| MINE GASES | 170 |
| FIRES AND EXPLOSIONS | 189 |
| DRAINAGE | 205 |
| INSTRUMENTS AND APPARATUS | 222 |
| MATHEMATICS | 226 |
| GENERAL SAFETY | 247 |
| ASSESSMENT OF VIOLATIONS | 266 |
| ADMINISTRATIVE | 273 |
| EMERGENCY SHELTERS, COMMUNICATION, AND SCSRS | 283 |
| EMERGENCY PROCEDURES | 289 |
| SAMPLE DOCUMENTS AND FORMS | 294 |

SOURCE MATERIAL

This publication was prepared utilizing material from the following sources:

1. West Virginia State Code Chapter 22A.
2. West Virginia Mine Safety Regulations.
3. *Dictionary of Mining Mineral and Related Terms*, U. S. Department of the Interior, Bureau of Mines

INTRODUCTION

Coal is a black or brownish black solid combustible substance formed by the partial decomposition of vegetable matter without free access of air and under the influence of moisture and often increased pressure and temperature. Each coal seam or bed represents a period of plant growth followed by a gradual sinking of the land. Where the land subsided below the water level, the plants decayed and formed peat. This step is believed to be the first in the process of converting plant materials to coal. The next step occurred many thousands of years later with the peat under layer of soil and thus under pressure, which led to the production of lignite and ultimately coal. Approximately 5 to 10 feet of plant matter was needed for each foot of coal. Thus a 7-foot seam of coal would have required a 35 to 70 foot layer of plant material. This process of coal formation of multiple coal seams separated by varying layers of dirt and rock. The uppermost layers can often be seen in cuts along highwalls and hilly regions.

Since the early 1800's coal has been mined in West Virginia. Coal mining and it's related industries have continually had a major economic impact on the region. Historically, mining has always been a dangerous occupation. Proper supervision of working miners by trained supervisory personnel has proven to be a major step towards improving mine safety. The 1909 West Virginia Legislature passed an act establishing requirements for the certification of supervisory personnel in West Virginia mines. The first West Virginia Mine Foreman certifications were issued the following year. Since 1910 approximately 40,000 underground mine foreman certifications have been issued.

All applicants for **Underground Mine Foreman** must meet the following requirements:

Be a resident or employed in a mine in this state and hold a valid West Virginia Miners' Certificate.

Have had a least five (5) years experience in underground mining, which shall include at least eighteen (18) months experience on or at a working section of a underground mine or be a graduate of the school of mines at West Virginia University or of another accredited mining engineering school and have at least two (2) years practical experience in an underground mine, which shall include at least eighteen (18) months experience on a working section of an underground mine and

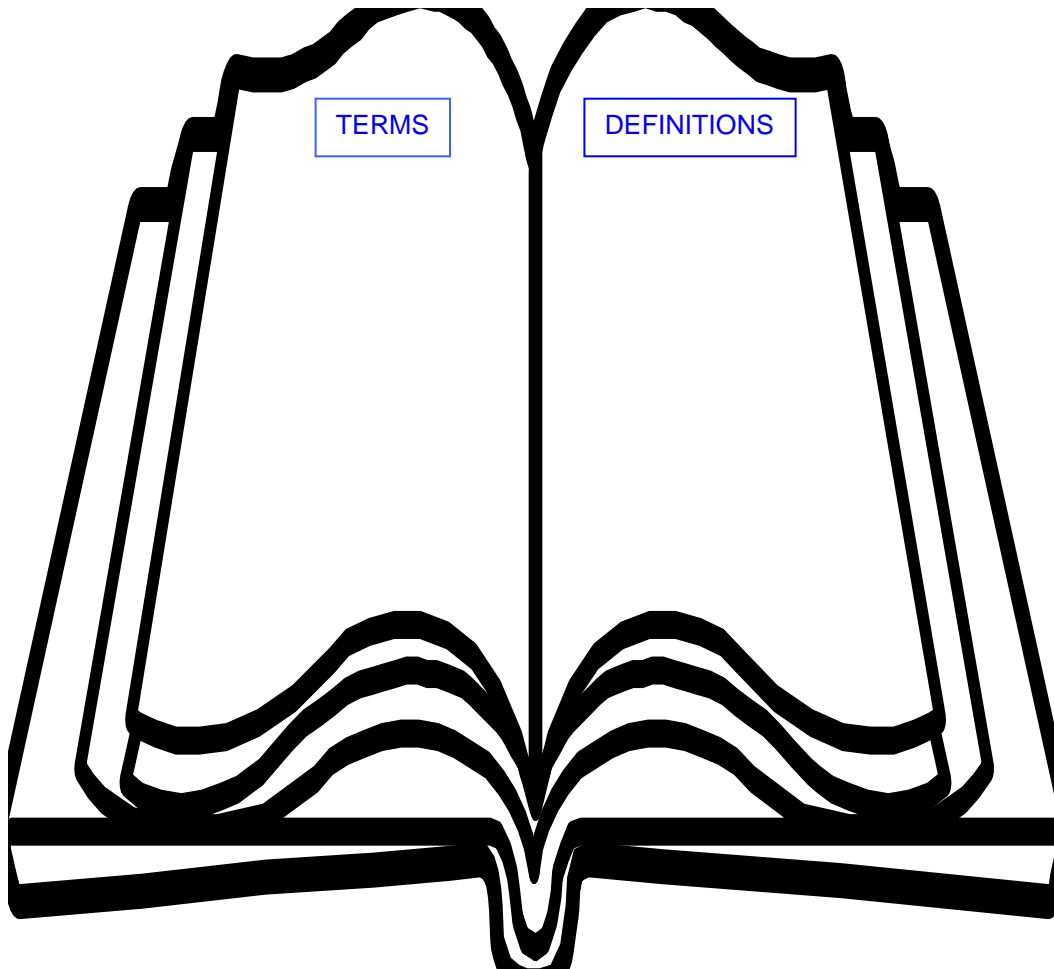
Have demonstrated knowledge of mine safety, safety appliance and emergency procedures by completing such training, education and examinations as may be required of the applicant under the West Virginia Code.

The Legislative act also provided for the certification of **Assistant Mine Foreman** meeting the following requirement:

Possess all of the qualifications required a mine foreman, provided;
The applicant shall be required to have at least three (3) years experience in underground mining, which shall include eighteen (18) months on or at a working section of an underground mine or be a graduate of the school and have twelve (12) months practical experience in an underground mine, all of which shall have been on a working section.

This publication is intended as a guide for West Virginia underground mine foreman. The questions contained in this guide are based on current West Virginia mine safety laws and regulations. As the laws and regulation are changed, new editions of this guide will be issued.

TERMS and DEFINITIONS



TERMS and DEFINITIONS

Abandoned Workings: The term “Abandoned Workings” means excavation, either caved or sealed, that are deserted and in which further mining is not intended, or open workings which are ventilated and not inspected regularly.

AC: The term “AC” means alternating current.

Accident: The term “Accident” means:

- (1) A death of an individual at a mine;
- (2) An injury to an individual at a mine which has a reasonable potential to cause death;
- (3) An entrapment of an individual for more than thirty (30) minutes;
- (4) An unplanned inundation of a mine by a liquid or gas;
- (5) An unplanned ignition or explosion of gas or dust;
- (6) An unplanned ignition or explosion of a blasting agent or an explosive;
- (7) An unplanned fire in or about a mine not extinguished within five (5) minutes of ignition;
- (8) An unplanned roof fall at or above the anchorage zone in active workings where roof bolts are in use; or an unplanned roof or rib fall in active workings that impairs ventilation or impedes passage;
- (9) A coal or rock outburst that causes withdrawal of miners or which disrupts regular mining activity for more than one (1) hour;
- (10) An unstable condition at an impoundment, refuse pile, or culm bank which requires emergency action in order to prevent failure, or which cause individuals to evacuate an area; or, failure of an impoundment , refuse pile, or culm bank;
- (11) Damage to hoisting equipment in a shaft or slope which endangers an individual or which interferes with use of the equipment of more than (30) minutes;
- (12) An event at a mine which causes death or bodily injury to an individual not at the mine at the time the event occurs.
- (13) An event at a mine which causes bodily injury to an individual which requires such individual to be admitted to a medical facility overnight for reasons other than strains, sprains or observation as determined by a physician.

Active workings: The term “Active Workings” means all places in a mine that are ventilated and inspected regularly.

Afterdamp: The term “Afterdamp” means the mixture of gases which remain in a mine after a mine fire or an explosion which may contain irrespirable gases.

Agent: The term “Agent” means any person charged with the responsibility for the operations of all or a part of a underground mine, or the supervision of the miners in a underground mine.

ANSI: The term “ANSI” means American National Standards Institute.

Approved: The term “Approved” shall mean in strict compliance with mining law, or, in the absence of law, accepted by a recognized body or organization whose approval is generally recognized as authoritative on the subject.

Armored Cable: The term “Armored Cable” shall mean a cable provided with a wrapping of metal, usually steel wires or tapes, primarily for the purpose of mechanical protection.

Assistant Mine Foreman: The term “Assistant Mine Foreman” shall mean the certified person designated to assist the mine foreman in the supervision of a portion or the whole of a mine, and/ or of the persons employed therein.

ATRS: The term “ATRS” means automated temporary roof support system.

Barricaded: The term “Barricaded” means to obstruct passage of person, vehicles, or flying materials.

Berm: The term “Berm” means a pile or mound of material or equivalent capable of restraining a vehicle.

Blackdamp: The term “Blackdamp” means a mine atmosphere deficient in oxygen incapable of supporting life. Blackdamp is heavier than air and lies along the floor.

Blasting Agent: The term “Blasting Agent” means any material consisting of a mixture of a fuel and oxidizer which:

- (a) is used or intended for use in blasting;
- (b) is not classified as an explosive by the Department of Transportation;
- (c) passes all United States DOT tests defining blasting agent, including insensitivity to a No. 8 blasting cap in accordance with CFR49,173.114a.

Blasting Area: The term “Blasting Area” shall mean the area near blasting operations in which concussion or flying material can reasonably be expected to cause injury.

Board of Appeals: The term “Board of Appeals” shall mean as provided for in Chapter 22A, Article 5, Section 1 of the West Virginia Code.

Brake Systems: The term “Brake System” means:

- (A) Service brake system - the primary brake system used for stopping a vehicle.
- (B) Emergency stopping system - the system used for stopping a vehicle in the event of any single failure in the service brake system.
- (C) Parking system - a system to hold a stopped vehicle in a stationary position.

Branch Circuit: The term “Branch Circuit” shall mean any circuit, alternating current or direct current, connected to and leading from the main power lines.

Bump: The term “Bump” means the bursting of coal by excessive pressure on the mine roof and ribs.

Cast Primer or Booster: The term “Cast Primer or Booster” shall mean a case or pressed block of solid high explosives (i.e., not nitroglycerin sensitized) which is normally used to detonate insensitive or non-cap-sensitive explosives.

Cable: The term “Cable” shall mean a standard conductor (single conductor cable) or a combination of conductors insulated from one another (multiple conductor cable).

Certified Electrician: The term “Certified Electrician” shall mean any person who is qualified as a mine electrician and who has passed an examination given by the Office of Miners’ Health, Safety and Training, or has at least three (3) years of experience in performing electrical work underground in a coal mine, in the surface work area of an underground coal mine, in a surface coal mine, in a non-coal mine, in the mine equipment manufacturing industry, or in any other industry using or manufacturing similar equipment, and has satisfactorily completed a coal mine electrical training program approved by the Office of Miners’ Health, Safety and Training.

Certified Engineer: The term “Certified Engineer” means a person qualified under provisions of law to perform the planning and projections of a coal mine.

Certified Person: The term “Certified Person” when used to designate the kind of person to whom the performance of a duty in connection with the operation of a mine shall be assigned, shall mean a person who is qualified under the provisions of the law to perform such duty.

Check-in check-out system: The term “Check-in Check-out System” means a system to provide positive identification of persons underground at any one time.

Circuit Breaker: The term “Circuit Breaker” shall mean a device for interrupting a circuit between separable contacts under normal or abnormal conditions.

Comprehensive Mine Safety Program: The term “Comprehensive Mine Safety Program” means a mine specific set of rules and regulations to govern the health and safety of all employees of the mine.

Conspicuous: The term “Conspicuous” means easy to notice; obvious.

Construction Work: The term “Construction Work” means the building, rebuilding, alteration, or demolition of any facility or addition to existing facility at a surface mine or surface area of an underground mine, including painting, decoration, or restoration associated with such work, and the excavation of land connected therewith, but excluding shaft and slope sinking and work performed on the surface incidental to shaft or slope sinking.

Creep: The term “Creep” means the action of an excessive weight upon a weak floor or roof causing the floor to hoove or the roof to sag.

Danger Board: The term “Danger Board” means a conspicuous sign or physical barrier at the entrance to dangerous areas.

DC: The term “DC” means direct current.

Deep-cut : The term “Deep-cut” means any mining machine cut extended beyond the normal depth of generally 20 feet.

Defect: The term “Defect” means any characteristic or condition which tends to weaken or reduce the strength of a tool, object, or structure of which it is a part.

Delta Connected: The term “Delta Connected” shall mean a power system in which the windings or transformers or S. C. generators are connected to form a triangular phase relationship, and with phase conductors connected to each point of the triangle.

Department: The term “Department” shall mean the state Office of Miners’ Health, Safety and Training provided for in Chapter 22A, Article 1, Section 1 of the West Virginia Code.

Detonator: The term “Detonator” means electric blasting cap.

Detonating cord: The term “Detonating Cord” shall mean a flexible cord containing a center core of high explosives to detonate other explosives with which it comes in contact.

Detonating Cord Millisecond Delay Connectors: The term “Detonating Cord Millisecond Delay Connectors” shall mean nonelectric shot interval (millisecond) delay devices for use in delaying blasts which are surface initiated by detonating cord.

Director of the Office of Miners’ Health, Safety and Training: The term “Director of the Office of Miners’ Health, Safety and Training” shall mean the Director of the Office of Miners’ Health, Safety and Training provided for in Chapter 22A, Article 1, Section 3 of the West Virginia Code.

Drift: The term “Drift” means a horizontal or approximately horizontal opening through the strata or in a coal seam and used for the purpose of ventilation, drainage, and transportation of men and material, in connection with the mining of coal.

Effectively Grounded: The term “Effectively Grounded” is an expression which means grounded through grounding connection of sufficiently low impedance (inherent or intentionally added or both) so that fault grounds which may occur cannot build up voltages in excess of limits established for apparatus, circuits, or systems so grounded.

Electric Blasting Caps: The term “Electric Blasting Caps” shall mean instantaneous electric blasting caps and all types of delay electric blasting caps.

Electrical Work: The term “Electrical Work” shall mean work consisting primarily of electrical construction, installation, testing, inspection, maintenance and repair tasks on electrical coal mining equipment, apparatus, circuits, and/or distribution circuits used in or around a coal mine.

Emergency stop switch: The term “Emergency Stop Switch” means a device to quickly de-energize the equipment in the event of an emergency.

Emergency vehicle: The term “Emergency Vehicle” means a form of transportation provided on the section to quickly remove an injured person.

Explosives: The term “Explosives” shall mean any or all of the following, but is not limited to water gel slurries, dynamites, permissible, pellet powder, blasting caps, electric blasting caps, non-electrical delay blasting caps, cast primers and boosters, detonating cord, and detonating cord delay connections.

Face equipment: The term “Face Equipment” means all mobile mining machinery traveling into or inby the last open crosscut of the working section.

Firedamp: The term “Firedamp” means a combustible gas, chiefly methane, occurring naturally in coal mines and forming explosive mixtures with air.

Flame path: The term “Flame Path” means two or more adjoining, or adjacent surfaces between which escape of flame is prevented.

Flame-resistant Cable, Portable: The term “Flame-Resistant Cable, Portable” shall mean a portable flame-resistant cable that has passed the flame test of the USBM / MSHA.

Ground Or Grounding Conductor (Mining): The term “Ground Or Grounding Conductor (Mining)”, also referred to as a safety ground conductor, safety ground, and frame ground, shall mean a metallic conductor used to connect the metal frame or enclosure of any equipment, device, or wiring system with a mine track or other effective grounding medium.

Grounded (earthed): The term “Grounded (earthed)” shall mean that the system, circuit, or apparatus referred to is provided with a ground.

Hazardous Substance: The term “Hazardous Substance” means a substance which by reason of being explosive, flammable, poisonous, corrosive, oxidizing, irritating, or otherwise harmful, is likely to cause death or injury.

High Voltage Powerline: The term “High Voltage Powerline” means any uninsulated suspended power conductor carrying high voltage.

High Voltage: The term “High Voltage” shall mean voltages of more than one thousand (1,000) volts.

Imminent Danger: The term “Imminent Danger” means the existence of any condition or practice in a mine which could be expected to cause death or serious physical harm before such condition or practice can be abated.

Inactive workings: The term “Inactive Workings” includes all portions of a mine in which operations have been suspended for an indefinite period, but have not been abandoned.

Independent Contractor: The term “Independent Contractor” shall mean any firm, corporation, partnership, or individual that contracts to perform services or construction at a coal mine, excluding mine vendors, office equipment supplier, services or delivery personnel.

Inspector: The term “Inspector” shall mean an underground mine inspector employed by the Office of Miners’ Health, Safety and Training.

Intake air: The term “Intake Air” means a ventilating air current used to ventilate a working section.

Interested Persons: The term “Interested Persons” shall include the operator, members of any mine safety committee at the mine affected and other duly authorized representatives of the mine workers, and the Office of Miners’ Health, Safety and Training.

Lanyard: The term “Lanyard” means a rope, suitable for supporting one person. One end is fastened to a safety belt or harness and the other end is secured to a substantial object or a safety line.

Lifeline: The term “Lifeline” means a rope, suitable for supporting one person, to which a lanyard or safety belt (or harness) is attached.

Lightning Arrestor: The term “Lightning Arrestor” shall mean a protective device for limiting surge voltage on equipment by discharging or by passing surge current; it prevents continued flow or follow current to ground and is capable of repeating these functions as specified.

Longwall Mining: The term “Longwall Mining” means the extraction of coal from its natural deposit along a continuous face usually three hundred (300) to one thousand (1,000) feet in length.

Low Voltage: The term “Low Voltage” shall mean up to and including six hundred sixty (660) volts.

Main entry: The term “Main Entry” means the principal entry or set of entries driven through the coalbed from which cross entries, room entries, or rooms are turned.

Mechanical working section: The term “Mechanical Working Section” means an area of a mine, (A) in which coal is loaded mechanically, (B) which is comprised of a number of working places that are generally contiguous, and (C) which is of such size to permit necessary supervision during shift operation, including pre-shift and on-shift examinations and tests required by law.

Medium Voltage: The term “Medium Voltage” shall mean voltages from six hundred sixty-one (661) to one thousand (1,000) volts.

MHST: The term “MHST” means West Virginia Office of Miners’ Health Safety and Training.

Mine Foreman: The term “Mine Foreman” shall mean the certified person whom the operator or superintendent shall place in charge of the workings of the underground mine and of the persons employed therein.

Mine Inspectors’ Examining Board: The term “Mine Inspectors’ Examining Board” shall mean the mine inspectors’ examining board provided for in Chapter 22A, Article 9, Section 1 of the West Virginia Code.

Mine Power Center or Distribution Center: The term “Mine Power Center or Distribution Center” shall mean a combined transformer or distribution unit, complete within a metal enclosure from which one (1) or more low-voltage power circuits are taken.

Miner: The term “Miner” shall mean any individual working in an underground mine who is certified by the Office of Miners’ Health, Safety and Training..

MSHA: The term “MSHA” means Federal Mine Safety and Health Administration.

Neutral (derived): The term “Neutral (derived)” shall mean a neutral point or connection established by the addition of a “zigzag” or grounding transformer to a normally underground power system.

Neutral Point: The term “Neutral Point” shall mean the connection point of transformer or generator winding from which the voltage to ground is nominally zero (0), and is the point generally used for system groundings in wye-connected a.c. power systems.

Nonelectric delay blasting caps: The term “Nonelectric Delay Blasting Caps” shall mean a blasting cap with an integral delay element in conjunction with and capable of being detonated by a detonation impulse or signal from a miniaturized detonating cord.

Notice of Assessment: The term “Notice of Assessment” shall mean a notice issued for the assessment of a civil penalty pursuant to the provisions of Chapter 22A, Article 1, Section 21 of the Code.

Notice of Violation: The term “Notice of Violation” shall mean a notice issued pursuant to the provisions of Chapter 22A, Article 1, Section 15 of the code.

Occupational Injury: The term “Occupational Injury” means any injury to a miner which occurs at a mine for which medical treatment is administered, or which results in death or loss of consciousness, inability to perform all duties on any day after an injury, temporary assignment to other duties, or transfer to another job.

On-shift Examination: The term “On-shift Examination” means an examination performed every two (2) hours by the section foreman during his production shift.

Operator: The term “Operator” shall mean any firm, corporation, partnership, or individual operation at any coal mine or part thereof, or engaged in the construction of any facility associated with a coal mine, and shall include any independent contractor at a coal mine.

Outburst: The term “Outburst” means the sudden explosion of coal from one or more coal pillars or faces accompanied by a violent release of energy.

Outcrop: The term “Outcrop” means a coal seam which appears at or near the surface.

Panel: The term “Panel” means workings that are or have been developed off of sub-main entries which do not exceed three thousand feet in length.

Permanent Underground Battery Charging Station: The term “Permanent Underground Battery Charging Station” means a battery charging station that has been located in a specific location for a period of time exceeding one (1) year.

Permissible: The term “Permissible” means any equipment, device or explosive that has been approved as permissible by MSHA/USBM.

Person: The term “Person” shall mean any individual, partnership, association, corporation, firm, subsidiary of a corporation, or other organization.

Portable (Trailing) Cable: The term “Portable (Trailing) Cable” shall mean a flexible cable or cord used for connecting mobile, portable, or stationary equipment in mines to a trolley system or other external source of electric energy where permanent mine wiring is prohibited or is impracticable.

Pre-shift Examination: The term “Pre-shift Examination” means an examination conducted by a certified foreman within three (3) hours prior to the beginning of each shift and before any miner enters the mine.

Primary Escapeway: The term “Primary Escapeway” means the main, direct escape route from the working section to the surface, located in intake air.

Primer: The term “Primer” shall mean a cartridge or container of explosives into which a detonator or detonating cord is inserted or attached, and whose purpose is to initiate the main explosive charge.

Probe: The term “Probe” means equipment used to make an examination for methane in unsupported roof.

Production Operator: The term “Production Operator” shall mean any owner, lessee, or other person who operates, controls, or supervises a coal mine.

Qualified Person: The term “Qualified Person” shall mean a person who has completed an examination and is considered qualified on record by the Office of Miners’ Health, Safety and Training.

Regulator: The term “Regulator” means a variable, partial opening in a stopping built to regulate air flow.

Representative of Miners: The term “Representative of Miners” shall mean a person or organization designated by a group of miners to act as their representative before the Office of Miners’ Health, Safety and Training.

Return Air: The term “Return Air” means a ventilating air current that has been used to ventilate a working section.

Roof Control Plan: The term “Roof Control Plan” means a mine specific set of rules and regulations used to govern the support procedures of the mine roof.

Safety Belt: The term “Safety Belt” means a device, usually worn around the waist, which, by reason of its attachment to a lanyard and lifeline to a structure, will prevent a worker from falling.

Safety Fuse: The term “Safety Fuse” shall mean a flexible cord containing an internal burning medium by which fire or flame is conveyed at a continuous and uniform rate from the point of ignition to the point of use, usually a blasting cap.

Seal: The term “Seal” means a stopping built of greater thickness and more substantial construction used to isolate abandoned areas of a mine from the active workings.

Secondary Escapeway: The term “Secondary Escapeway” means a designated alternate escape route, to be used when other routes of escape cannot be used.

Serious Personal Injury: The term “Serious Personal Injury” means an event at a mine which causes bodily injury to an individual which requires such individual to be admitted to a medical facility overnight for reasons other than strains, sprains or observation as determined by a physician.

Shaft: The term “Shaft” means a vertical opening through the strata that is or may be used for the purpose of ventilation, drainage, and the hoisting and transportation of men and material, in connection with the mining of coal.

Shall: The term “Shall” means mandatory.

Shelter Hole: The term “Shelter Hole” means an area along haulageways to provide safety from moving trips.

Should: The term “Should” means recommended.

Shot Firer: The term “Shot Firer” means any person having had at least two (2) years of practical experience in coal mines, who has a knowledge of ventilation, mine roof and timbering, and who has demonstrated his knowledge of mine gases, and the use of a flame safety lamps or other approved devices by examination and certification given him by the West Virginia Office of Miners’ Health Safety and Training.

Slope: The term “Slope” means a plane or incline roadway, usually driven to a coal seam from the surface and used for the purpose of ventilation, drainage, and the hoisting and transportation of men and material, in connection with the mining of coal.

Squeeze: The term “Squeeze” means the action of excessive weight upon coal pillars not strong enough to support that weight.

Stoppings: The term “Stoppings” means a partition across openings erected to direct the ventilation current and to form escapeways.

Suitable: The term “Suitable” means that which fits and has the qualities or qualifications to meet a given purpose, occasion, condition, function, or circumstances.

Superintendent: The term “Superintendent” shall mean the person who shall have, on behalf of the operator, immediate supervision of one (1) or more mines.

Supervisor: The term “Supervisor” shall mean a superintendent, mine foreman, assistant mine foreman, or any person specifically designated by the superintendent or mine foreman to supervise work of employees and who is acting pursuant to such specific designation and instructions.

Surface Construction Project: The term “Surface Construction Project” shall mean any construction work being performed on the surface of any underground coal mine or surface coal mine by an employer, but shall not include any work performed on the surface incidental to shaft or slope sinking.

Surface Construction Worker: The term “Surface Construction Worker” means a person employed at a surface construction project.

Surface Mine: The term “surface mine” shall mean all areas surface mined or being surfaced mined as well as adjacent areas as ancillary to the operations, together with preparation and processing plants, storage areas and haulageways, roads, shops and trails; which are covered by the provisions of Chapter 20, Article 6 of the Code and coal prospecting subject to Section 8, Article 6, Chapter 20 of the Code.

Transformer: The term “Transformer” means a device used to step up or step down AC voltages.

Underground Mine: The term “Underground Mine” means an open excavation in the earth for the purpose of extracting coal.

USBM: The term “USBM” means United States Bureau of Mines.

Whitedamp: The term “Whitedamp” means an atmosphere containing carbon monoxide which is extremely toxic even in low concentration.

Work of Preparing the Coal: The term “Work of Preparing the Coal” shall mean the breaking, crushing, sizing, cleaning, washing, drying, mixing, storing, loading, and removing of over-burden from the top of the coal for the purpose of extracting coal.

Working Face: The term “Working Face” means any place in a coal mine in which work of extracting coal from its natural deposit in the earth is performed during the mining cycle.

Working Place: The term “Working Place” means the area of a coal mine in by the last open crosscut.

Working Section: The term “Working Section” means all areas of the coal mine from the loading point of the section to and including the working faces.

Working Unit: The term “Working Unit” means an area of a mine in which coal is mined with a set of production equipment; a conventional mining unit by a single loading machine; a continuous mining unit by a single continuous mining machine, which is comprised of a number of working places.

Wye-Connected: The term “Wye-Connected” shall mean a power system connection in which one (1) end of each phase winding or transformers or a.c. generators are connected together to form a neutral point, and a neutral conductor may or may not be connected to the neutral point, and the neutral point may or may not be grounded.

Zig-zag Transformer (Grounding Transformer): The term “Zigzag Transformer (Grounding Transformer)” shall mean a transformer intended primarily to provide a neutral point for grounding purposes.

COAL and COAL DUST



COAL & COAL DUST

1. Q. What is the origin of coal?

A. Coal is a black or brownish black solid combustible substance formed by the partial decomposition of vegetable matter without free access of air and under the influence of moisture and often increased pressure and temperature. Each coal seam or bed represents a period of plant growth followed by a gradual sinking of the land. Where the land subsided below the water level, the plants decayed and formed peat. This step is believed to be the first in the process of converting plant materials into coal. The next step occurred many thousands of years later with the peat under layers of soil and thus under pressure, which led to the production of lignite and ultimately coal. Approximately 5 to 10 feet of the plant matter were needed for each foot of coal. Thus a 7-foot seam of coal would have required a 35 to 70 foot layer of plant material. This process of coal formation was repeated sporadically over many years, resulting in the formation of multiple coal seams separated by varying layers of dirt and rock. The uppermost layers can often be seen in cuts along highways in hilly regions.

2. Q. What are the general ingredients of coal?

A. Moisture, fixed carbon, volatile matter and ash.

3. Q. What are the principal heat producing ingredients of coal?

A. Fixed carbon and volatile matter.

4. Q. What is volatile matter in coal?

A. Substances which are readily gasified by increased temperatures.

5. Q. What is ash?

A. Inorganic residue remaining after ignition of the combustible substances in coal.

6. Q. What undesirable elements exist in coal in varying small quantities?

A. Sulphur and phosphorus.

7. Q. What is sulphur?

A. An element found in coal seams which produces harmful effects in both mining and utilization.

8. Q. Why is sulphur undesirable in coal?

- A. It corrodes metal when burned, and affects the quality of iron, when coke containing sulphur is used.
9. Q. What is the general specific gravity of West Virginia coals?
- A. About 1.30.
10. Q. What is the average weight of solid coal per cubic foot?
- A. About eighty (80) pounds.
11. Q. How many net tons (2,000 lbs) are generally considered to be in a foot acre of coal?
- A. Approximately one thousand eight hundred (1,800) tons.
12. Q. How is the heating value of coal usually expressed?
- A. By the number of B.T.U. per pound of coal.
13. Q. What is a B.T.U.?
- A. British Thermal Unit---the quantity of heat required to raise the temperature of one (1)pound of water one degree Fahrenheit (1°) at sixty-two degrees (62°) Fahrenheit.
14. Q. What is the average weight of loose coal per cubic foot?
- A. About 65 pounds.
15. Q. What is the principle gas contained in coal?
- A. Methane (CH₄).
16. Q. What causes the propagation of explosions throughout large areas of mines?
- A. Coal dust.
17. Q. How does coal dust contribute to the severity of an explosion?
- A. By being raised in clouds and ignited, the explosion is propagated through the mine.
18. Q. When is it possible to have an explosion in a coal mine with no methane present?
- A. When quantities of coal dust are raised in a sufficiently dense cloud in the presence of a source of ignition.

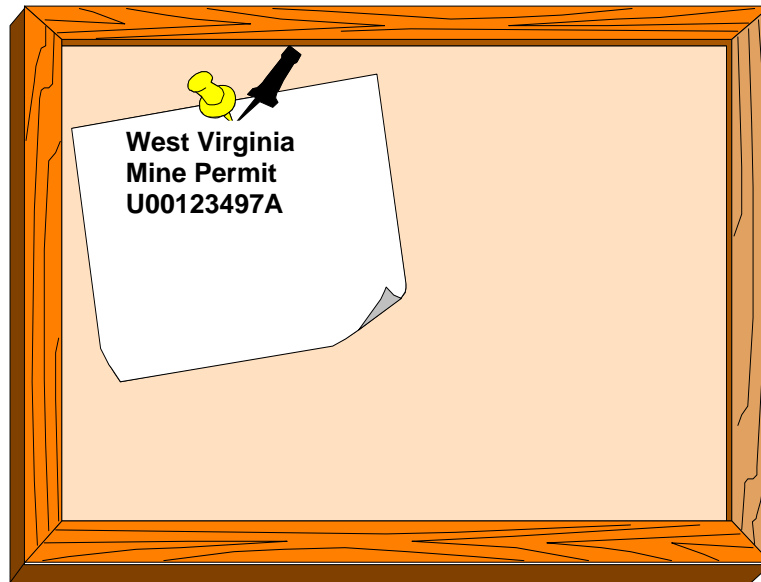
19. Q. Under what circumstances does coal dust explode?
- A. When the particles are suspended as a cloud in the presence of a flame or spark.
20. Q. What are the main causes of coal dust explosions?
- A. Explosions of methane, electric arcs and explosives.
21. Q. How much dust is sufficient to propagate a coal dust explosion?
- A. About eight hundredths (.08) or one twelfth (1/12) of an ounce per cubic foot of air.
22. Q. What are the largest size particles of coal dust which will start an explosion?
- A. Any particle of coal dust which will pass through a twenty (20) mesh screen.
23. Q. What effect does fineness of coal dust have upon its explosibility?
- A. Fineness will increase the explosibility.
24. Q. Will damp coal dust explode?
- A. Yes, dampness causes the dust particles to cohere, and greater force is required to separate them and bring them into suspension. Once in suspension, if ignited, they will explode.
25. Q. How can the explosibility of coal dust be reduced?
- A. By the addition of incombustible material.
26. Q. What is the maximum amount of moisture that coal dust will retain?
- A. About twenty percent (20%).
27. Q. What is the principal explosion hazard in tipples?
- A. Accumulation of coal dust.
28. Q. What shall be done with accumulations of fine, dry coal dust in a mine?
- A. Fine, dry coal dust shall be removed from the mine.
29. Q. How should dry and dusty operating sections be treated?
- A. They should be thoroughly rock dusted.

30. Q. What benefit is derived from rock dusting?
- A. The explosibility of coal dust and the danger of an explosion being propagated is reduced.
31. Q. What kind of rock dust should be used?
- A. Dusts with a low free silica content.
32. Q. What is the maximum allowable percentage of silica in rock dust?
- A. A maximum of five percent (5%).
33. Q. What is the required size of rock dust?
- A. All will pass through a twenty (20) mesh screen and not less than seventy percent (70%) will pass through a two hundred (200) mesh screen.
34. Q. How close to working faces must rock dust be applied?
- A. In and beyond the last open crosscut to within forty (40) feet of the face.
35. Q. What entries shall be rock dusted?
- A. All intake airways, trackways, beltlines and return airways.
36. Q. What shall be the minimum percentage of incombustible material after rock dust has been applied (other than return entries)?
- A. Sixty-five percent (65%).
37. Q. What shall be the minimum percentage of incombustible material after rock dust has been applied to return entries?
- A. Eighty percent (80%).
38. Q. What should be done before fine coal dust is loaded from haulageways?
- A. Water, calcium chloride or other dust allaying materials should be applied.
39. Q. How shall unusual quantities of coal dust be kept out of suspension?
- A. By sprinkling or other dust allaying devices.

40. Q. Who shall approve methods of allaying dust in mines?
- A. The Director of MHST.
41. Q. Who shall be required to wear respirators?
- A. Miners exposed for short periods to gas, dust, fumes and mist.
42. Q. What shall be the condition of the tipples and cleaning plants relative to coal dust?
- A. They shall be kept free from excessive accumulations of coal dust.
43. Q. After applications of rock dust are made in a coal mine, how may the incombustible content of the mine be determined?
- A. After collection samples of dust from the sides, roof and floor and analyzing them for total incombustibility with a device known as a "volumeter", or by proximate analysis.
44. Q. What effect does the presence of small amounts of methane have upon the explosibility of coal dust?
- A. It increases the explosibility.
45. Q. What effect does the volatile matter in coal have upon its explosibility?
- A. Increase in volatile matter tends to increase the explosibility.

[illegible]

PERMITS and APPROVALS



PERMITS AND APPROVALS

1. Q. What does approval mean?
A. Approval shall mean in strict compliance with mining law, or in absence of law, accepted by a recognized standardizing body or organization whose approval is generally recognized as authoritative on the subject.
2. Q. What does permissible mean?
A. Permissible means any equipment, device, or explosive that has been approved as permissible by the USBM and meets all requirements, restrictions, exceptions, limitations, and conditions attached to such classification by the Bureau.
3. Q. What plan is required for the control of roof conditions?
A. A roof control plan approved by the Director of MHST.
4. Q. Who shall review the approved roof control plan?
A. The Director of MHST, at least every six months.
5. Q. What permit is required relative to the operation of fans?
A. To stop the fan.
6. Q. What approval is required relative to the hoisting of men?
A. When hoisting more than twenty (20) persons at a time.
7. Q. What permit is required to shoot coal?
A. To shoot coal on the solid.
8. Q. What permit is required if more than one shot is fired at one time when shooting rock?
A. A multiple shooting permit.
9. Q. What permit is required for blasting with regular or short interval detonators?
A. Written permission from the Director of MHST.
10. Q. What permit is required relative to non-permissible blasting devices or explosives?
A. A permit to have, use, or store them in or about the premises of any mine.

11. Q. What permit is required to remove coal near an oil or gas well?
A. To remove coal within two hundred (200) feet of an oil or gas well.
12. Q. What is required relative to second openings?
A. To work a limited number of men, twenty (20) or less, when there is no second outlet.
13. Q. When must the operator apply for an extension of the approval to open a mine?
A. Within 30 days after January 1 of each year.
14. Q. What approval is necessary to open or reopen a mine?
A. Approval by the Director of MHST.
15. Q. What approval is required relative to new or additional ventilating openings?
A. Approval for the plan of the proposed ventilation and ventilating equipment, with their location and relative position to adjacent developments.
16. Q. What permit is required to work equipment in return air?
A. A permit from the Director of MHST.
17. Q. Who approves the escape facilities at shafts and slopes?
A. The Director of MHST.
18. Q. What permit is required for longwall mining?
A. A permit approved by the Director of MHST.
19. Q. What permit is required for shortwall mining?
A. A permit approved by the Director of MHST.
20. Q. What permit is required for construction of sidetracks, haulageways, airways, or openings in shaft bottom or slope bottom layouts where the size and strength of pillars is important?
A. If such working exceeds 200 feet without a connection, a permit approving greater distances from the Director of MHST.
21. Q. Before sealed areas are reopened, who shall be notified?
A. The Director of MHST.

22. Q. What permit is required from the Director of MHST to move power centers and portable transformers?
- A. A permit to move energized power centers and portable transformers.
23. Q. Prior to electrical changes being made to permissible equipment, what is required?
- A. Approval by the Director of MHST.
24. Q. Who prescribes and approves the pre-shift and on-shift examination record book?
- A. The Director of MHST.
25. Q. Who approves the device used for short circuit protection for trailing cables?
- A. The Director of MHST.
26. Q. What is required to take intake air across a seal to ventilate a working section?
- A. Approval by the Director of MHST.
27. Q. What shall be done before longwall mining is started in any coal mine in the state of West Virginia?
- A. Required plans have been filed and approved.
28. Q. What is a comprehensive mine safety program?
- A. The particular safety program at each mine as required by West Virginia Mine Law, which is developed and submitted by the coal operator or independent contractor, and approved by the Director.
29. Q. What shall the comprehensive mine safety program include and address?
- A. The extraction, production, processing, and preparation activities conducted by the mine operator or independent contractors.
30. Q. Who is responsible for the design, development, submission, implementation, evaluation, and modification of the comprehensive mine safety program?
- A. The operator or independent contractor of each mine.
31. Q. When shall all operators of new mines and independent contractors submit a comprehensive mine safety program and have such program approved by the Director?
- A. Prior to commencement of work or operations by miners at the mine site.

32. Q. How often shall each operator or independent contractor conduct a review of the comprehensive mine safety program?
- A. Annually.

CHECK ONE

- ☐ DMM 60
☐ DMM 60s
☐ DMM 60B (UNDERGROUND)
☐ DMM60SB (SURFACE)

STATE OF WEST VIRGINIA
OFFICE OF MINERS' HEALTH, SAFETY AND TRAINING
7 PLAYERS CLUB DRIVE – SUITE 2
CHARLESTON, WEST VIRGINIA 25311-1626

CERTIFICATE OF APPROVAL

WWW.WVMINESAFETY.ORG

COMPANY NAME: _____ PERMIT NO.: _____

MAILING ADDRESS: _____

MINE NAME: _____ PHONE NUMBER: _____

LOCATION: _____
COUNTY DISTRICT NEAREST P.O.

CHECK ONE:

SURFACE: _____ AUGER, _____ CONTOUR, _____ MT. TOP REMOVAL, _____ OPEN PIT _____ HIGHWALL

UNDERGROUND: _____ SHAFT _____ SLOPE, _____ DRIFT _____ COMBINATION

NAME AND THICKNESS OF COAL SEAM (S): _____

IF PRODUCTION CONTRACTOR (DMM 60B) GIVE NAME OF PERMIT HOLDER (DMM 60) _____

PERMIT NUMBER: _____ SIGNATURE OF DMM 60 HOLDER: _____

**THE UNDERSIGNED OPERATOR HAS THE RIGHT TO CONDUCT MINING OPERATIONS AT THE LOCATION HEREIN DESCRIBED, UPON THE ABOVE NAMED TRACT OF LAND AS FOLLOWS:
(CHECK APPROPRIATE DESIGNATION AND FILL IN APPROPRIATE BLANKS.)**

() BY HAVING FEE TITLE TO LAND AND COAL;

() BY GRANT OR LEASE OF COAL DATED: _____, AND RECORDED IN THE OFFICE
OF THE CLERK OF THE COUNTY COURT OF _____ COUNTY, IN BOOK _____:
PAGE: _____;

() BY CONTRACT WITH: _____ DATED: _____

SIGNATURE AND TITLE OF COMPANY OFFICIAL _____

STATE OF WEST VIRGINIA - COUNTY OF: _____ TAKEN SUBSCRIBED AND SWORN TO ME BEFORE ME THIS _____ DAY OF
_____, DATED: _____.

MY COMMISSION EXPIRES: _____
(NOTARY PUBLIC)

NOTE: APPROVAL CONTINGENT UPON COMPLIANCE WITH STATUTORY REQUIREMENTS SET FORTH IN STATE CODE CHAPTER 21, ARTICLE 5, SECTION 14-TITLED "EMPLOYERS BOND FOR WAGES AND BENEFITS."

DISTRICT INSPECTOR _____ DIRECTOR OR AUTHORIZED REPRESENTATIVE _____ DATE OF APPROVAL _____

WVMHS&T OFFICE USE ONLY

_____ COMPREHENSIVE MINE SAFETY PROGRAM _____ DOL COMPLIANCE _____ LOOKBLOCK _____ GI FORM

_____ SITE INSPECTION _____ \$100.00 NON-REFUNDABLE, NON-TRANSFERABLE PERMIT FEE

**PERMITS ARE VALID FOR ONE CALENDAR YEAR (JANUARY THROUGH DECEMBER)
MUST BE RENEWED EACH JANUARY. SEE REVERSE SIDE FOR APPLICABLE CODE SECTIONS.
REVISED 1-2012**

22A-3-35

Applicability and enforcement of laws safeguarding life and property; regulations authority of Office of Miner's Health, Safety and Training regarding enforcing safety laws.

ALL PROVISIONS OF THE MINING LAWS OF THIS STATE INTENDED TO SAFEGUARD LIFE AND PROPERTY SHALL EXTEND TO ALL SURFACE MINING OPERATIONS INsofar AS SUCH LAWS ARE APPLICABLE THERETO. THE DIRECTOR SHALL PROMULGATE REASONABLE REGULATIONS IN ACCORDANCE WITH THE PROVISIONS OF CHAPTER TWENTY-NINE-A OF THIS CODE TO PROTECT THE SAFETY OF THOSE EMPLOYED IN AND AROUND SURFACE MINES. THE ENFORCEMENT OF ALL LAWS AND REGULATIONS RELATING TO THE SAFETY OF THOSE EMPLOYED IN AND AROUND SURFACE MINES IS HEREBY VESTED IN THE OFFICE OF MINER'S HEALTH, SAFETY AND TRAINING AND SHALL BE ENFORCED ACCORDING TO THE PROVISIONS OF CHAPTER TWENTY-TWO-A OF THIS CODE.

22A-2-63

No mine to be opened or reopened without prior approval of the director of the office of miners' health, safety and training; certificate of approval; approval fees; extension of certification of approval; certificates of approval not transferable; section to be printed on certificates.

(a) After the first day of July, one thousand nine hundred seventy-one, no mine shall be opened or reopened unless prior approval has been obtained from the director of the Office of Miners' Health, Safety and Training, which approval shall not be unreasonably withheld. The operator shall pay for such approval a fee of one hundred dollars, which payment shall be tendered with the application for such approval: Provided, that mines producing coal solely for the operator's use shall be issued a permit without charge if coal production will be less than fifty tons a year.

Within thirty days after the first day of January of each year, the holder of such permit to open a mine shall apply for the extension of such permit for an additional year. Such permit, evidenced by a document issued by the director, shall be granted as a matter of right for a fee of one hundred dollars if, at the time such application is made, the permit holder is in compliance with the provisions section seventy-seven of this article and has paid or otherwise appealed all coal mine assessments issued to the mine if operated by the permit holder and imposed under article one-a, chapter twenty-two-a of this code. Applications for extension of such permits not submitted within the time required shall be processed as an application to open or reopen a mine and shall be accompanied by a fee of one hundred dollars.

(b) Permits issued pursuant to this section shall not be transferable.

(c) If the operator of a mine is not the permit holder as defined in subsection (a) above, then such operator must apply for and obtain a certificate of approval to operate the mine on which the permit is held prior to commencing operations. An operator who is not the permit holder operating such mine on the effective date of this section must apply for a certificate of approval on or before the first day of July, one thousand nine hundred ninety-three. The operator shall pay a fee of one hundred dollars, which payment shall be tendered with the application for approval. Such approval, evidenced by a certificate issued by the director, shall be granted if, at the time such application is made, the applicant is in compliance with the provisions of section seventy-seven of this article and has paid or otherwise appealed all coal mine assessments imposed on such applicant for the certificate of approval under article one-a, chapter twenty-two-a of this code.

(d) In addition to the authority to file a petition for enforcement under subdivision (4), subsection (a), section nineteen, article one-a, chapter twenty-two-a of this code, if an operator holding a certificate of approval issued pursuant to subsection (c) of this section, against whom a civil penalty is assessed in accordance with section nineteen, article one-a, chapter twenty-two-a of this code, and implementing regulations, and which had become final, fails to pay the penalty within the time prescribed in such order, the director or the authorized representative of the director, by certified mail, return receipt requested, shall send a notice of such operator advising the operator of the unpaid penalty. If the penalty is not paid in full within sixty days from the issuance of the notice of delinquency by the director, then the director may revoke such operator's certificate of approval; Provided, that such operator to whom the delinquency notice is issued shall have thirty days from the receipt thereof to request, by certified mail, return receipt requested, a public hearing held in accordance with the procedures of section fifteen, article one-a, chapter twenty-two-a of this code, and implementing regulations, including application for temporary relief. Once such operator's certificate of approval is revoked pursuant to this subsection, such operator shall be prohibited from obtaining any certificate of approval under the provisions of this section to operate any other mine until such time as that operator pays the delinquent penalties that have become final.

(e) Every firm, corporation, partnership or individual that contracts to perform services or construction at a coal mine shall be deemed to be an operator and beginning the first day of January, one thousand nine hundred ninety-five, must apply for and obtain a certificate of approval prior to commencing operations: Provided, that such persons shall only be required to obtain one certificate annually: Provided, however, that persons such as, but not limited to, consultants, mine vendors, office equipment suppliers, and maintenance and delivery personnel are excluded from this requirement. Any such operator shall pay a fee of one hundred dollars, which shall be tendered with the application for approval. Such approval, evidenced by a certificate issued by the director, shall be granted if, at the time such application is made, applicant has paid or otherwise appealed all coal mine assessments imposed on such applicant under article one-a, chapter twenty-two-a, of this code.

Within thirty days after the first day of January of each year, the holder of such certification of approval shall apply for the extension of such approval for an additional year. Applications for extension must be accompanied by a fee of one hundred dollars. An extension shall be granted if, at the time such application is made, the applicant has paid or otherwise appealed all coal mine assessments imposed on such applicant under article one-a, chapter twenty-two-a of this code. All delinquent assessments which have been imposed upon a certificate of approval holder or applicants under this section shall not be imposed upon any permit holder or certificate of approval holder or applicants under this section shall not be imposed upon any permit holder or certificate of approval holder or any applicant pursuant to subsection (a) or (c) of section sixty-three.

(f) The provisions of this section shall be printed on the reverse side of every permit issued under subsection (a) and certificate of approval issued under subsection (b) herein.

(g) The district mine inspector shall be contacted for a pre-inspection of the area proposed for underground mining prior to the issuance of any new opening approval.

State of West Virginia
Office of Miners' Health, Safety and Training
#7 Players Club Drive – Suite 2
Charleston, West Virginia 25311-1626
www.wvminesafety.org

CERTIFICATE OF APPROVAL for Independent Contractors on Mine Site

Company Name _____

West Virginia Permit Number _____ MSHA ID Number _____

Mailing Address _____

City

State

ZIP

Telephone Number () _____ Email (for Official Use Only) _____

Having complied with Statutory requirements set forth in WV Code Chapter 22A, Article 2, Section 63, the above named contractor has the right to provide the following services at mine sites in the State of West Virginia:

| | |
|---|-------------------|
| Site Preparation _____ | Drainage _____ |
| Construction _____ | Maintenance _____ |
| Electrical _____ | Explosives _____ |
| Reclamation _____ | Trucking _____ |
| Other _____ If Other, please describe _____ | |

NOTE: A copy of this Certificate of Approval must be available at all mine sites where the above name contractor is providing services.

Contractor Signature

DIRECTOR OR AUTHORIZED REPRESENTATIVE

Office of Miners' Health, Safety and Training

Date of Approval

NOTE: \$100.00 Non-Refundable, Non-Transferable permit fee

Permits are valid only for the calendar year, January through December and must be renewed each year..

| | | |
|---|---|----------------------------------|
| Distribution: Original – Contractor Office | FOR OFFICE USE ONLY Green/Yellow – Charleston file | Pink/Goldenrod – Regional |
|---|---|----------------------------------|

_____ Comprehensive Mine Safety Program - Anniversary Date _____

_____ LOOKBLOCK

_____ Exemptions to DOL _____

_____ Workers Compensation _____

_____ Bureau of Employment Programs

Rev. 012/13

22A-3-35

Applicability and enforcement of laws safeguarding life and property; regulations authority of Office of Miner's Health, Safety and Training regarding enforcing safety laws.

All provisions of the mining laws of this state intended to safeguard life and property shall extend to all surface mining operations insofar as such laws are applicable thereto. The Director shall promulgate reasonable regulations in accordance with the provisions of chapter twenty-nine-a of this code to protect the safety of those employed in and around surface mines. The enforcement of all laws and regulations relating to the safety of those employed in and around surface mines is hereby vested in the Office of Miner's Health, Safety and Training and shall be enforced according to the provisions of chapter twenty-two-a of this code.

22A-2-63

No mine to be opened or reopened without prior approval of the director of the office of miners' health, safety and training; certificate of approval; approval fees; extension of certification of approval; certificates of approval not transferable; section to be printed on certificates.

(a) After the first day of July, one thousand nine hundred seventy-one, no mine shall be opened or reopened unless prior approval has been obtained from the director of the Office of Miners' Health, Safety and Training, which approval shall not be unreasonably withheld. The operator shall pay for such approval a fee of one hundred dollars, which payment shall be tendered with the application for such approval: Provided, that mines producing coal solely for the operator's use shall be issued a permit without charge if coal production will be less than fifty tons a year.

Within thirty days after the first day of January of each year, the holder of such permit to open a mine shall apply for the extension of such permit for an additional year. Such permit, evidenced by a document issued by the director, shall be granted as a matter of right for a fee of one hundred dollars if, at the time such application is made, the permit holder is in compliance with the provisions section seventy-seven of this article and has paid or otherwise appealed all coal mine assessments issued to the mine if operated by the permit holder and imposed under article one-a, chapter twenty-two-a of this code. Applications for extension of such permits not submitted within the time required shall be processed as an application to open or reopen a mine and shall be accompanied by a fee of one hundred dollars.

(b) Permits issued pursuant to this section shall not be transferable.

(c) If the operator of a mine is not the permit holder as defined in subsection (a) above, then such operator must apply for and obtain a certificate of approval to operate the mine on which the permit is held prior to commencing operations. An operator who is not the permit holder operating such mine on the effective date of this section must apply for a certificate of approval on or before the first day of July, one thousand nine hundred ninety-three. The operator shall pay a fee of one hundred dollars, which payment shall be tendered with the application for approval. Such approval, evidenced by a certificate issued by the director, shall be granted if, at the time such application is made, the applicant is in compliance with the provisions of section seventy-seven of this article and has paid or otherwise appealed all coal mine assessments imposed on such applicant for the certificate of approval under article one-a, chapter twenty-two-a of this code.

(d) In addition to the authority to file a petition for enforcement under subdivision (4), subsection (a), section nineteen, article one-a, chapter twenty-two-a of this code, if an operator holding a certificate of approval issued pursuant to subsection (c) of this section, against whom a civil penalty is assessed in accordance with section nineteen, article one-a, chapter twenty-two-a of this code, and implementing regulations, and which had become final, fails to pay the penalty within the time prescribed in such order, the director or the authorized representative of the director, by certified mail, return receipt requested, shall send a notice of such operator advising the operator of the unpaid penalty. If the penalty is not paid in full within sixty days from the issuance of the notice of delinquency by the director, then the director may revoke such operator's certificate of approval; Provided, that such operator to whom the delinquency notice is issued shall have thirty days from the receipt thereof to request, by certified mail, return receipt requested, a public hearing held in accordance with the procedures of section fifteen, article one-a, chapter twenty-two-a of this code, and implementing regulations, including application for temporary relief. Once such operator's certificate of approval is revoked pursuant to this subsection, such operator shall be prohibited from obtaining any certificate of approval under the provisions of this section to operate any other mine until such time as that operator pays the delinquent penalties that have become final.

(e) Every firm, corporation, partnership or individual that contracts to perform services or construction at a coal mine shall be deemed to be an operator and beginning the first day of January, one thousand nine hundred ninety-five, must apply for and obtain a certificate of approval prior to commencing operations: Provided, that such persons shall only be required to obtain one certificate annually: Provided, however, that persons such as, but not limited to, consultants, mine vendors, office equipment suppliers, and maintenance and delivery personnel are excluded from this requirement. Any such operator shall pay a fee of one hundred dollars, which shall be tendered with the application for approval. Such approval, evidenced by a certificate issued by the director, shall be granted if, at the time such application is made, applicant has paid or otherwise appealed all coal mine assessments imposed on such applicant under article one-a, chapter twenty-two-a, of this code.

Within thirty days after the first day of January of each year, the holder of such certification of approval shall apply for the extension of such approval for an additional year. Applications for extension must be accompanied by a fee of one hundred dollars. An extension shall be granted if, at the time such application is made, the applicant has paid or otherwise appealed all coal mine assessments imposed on such applicant under article one-a, chapter twenty-two-a of this code. All delinquent assessments which have been imposed upon a certificate of approval holder or applicants under this section shall not be imposed upon any permit holder or certificate of approval holder or applicants under this section shall not be imposed upon any permit holder or certificate of approval holder or any applicant pursuant to subsection (a) or (c) of section sixty-three.

(f) The provisions of this section shall be printed on the reverse side of every permit issued under subsection (a) and certificate of approval issued under subsection (b) herein.

(g) The district mine inspector shall be contacted for a pre-inspection of the area proposed for underground mining prior to the issuance of any new opening approval.



Revised 10/2012

DMM-61

APPROVED BY: _____

PERMIT NO.: _____

APPROVAL DATE: _____

STATE OF WEST VIRGINIA
OFFICE OF MINERS' HEALTH, SAFETY & TRAINING
7 Players Club Drive, Suite 2
CHARLESTON, WV 25311
www.wvminesafety.org

APPLICATION / PERMIT

1. Company: _____

Address: _____
Street or P.O. Box City State Zip

2. Mine Name or Number: _____

3. Location of Operation:

County District Nearest Post Office

4. Name and Thickness of Coal Seam: _____ Inches

I am requesting permission to:

Signature & Title of Mine Official

CONTINGENT UPON THE FOLLOWING CONDITIONS:

--The practice is to be performed strictly in accordance with Chapter 22A of Code of West Virginia.

--A copy of this permit shall be kept at the mine site.

--This permit is NON-TRANSFERABLE.

NOTE: This permit is void upon the District Inspector's recommendation.

SEE BACK FOR APPLICABLE SAFETY REQUIREMENTS

REQUIREMENTS FOR PERMISSIBLE WATER PUMP USAGE IN RETURN AIRWAYS

1. Approval for permissible pump in return airway must be obtained from the Director and the following guidelines must be complied with:
 2. Location of pump must be identified on the mine map.
 3. Area of pump must be examined by certified mine foreman – fireboss upon initial installation and once each shift thereafter, while pump circuit is energized.
 4. Upon initial installation, the pump must be examined by a certified electrician to assure the pump is permissible. A certification plate or an approval plate must be attached to the permissible pump.
 5. Upon initial installation, the pump must be examined by a certified electrician to confirm adequate overload and shot circuit protection for the pump motor.
 6. Upon initial installation, the grounding circuit or ground pilot loop must be tested by a certified electrician and the OHMIC value of the circuit recorded in the weekly examination record book.
 7. Upon initial installation, the ground monitor devices for the three-phase water pumps will be tested by breaking the ground conductor at the pump control box to assure the circuit breaker will trip.
 8. The pump cable must be of the correct size, hung on insulated hangers, with no temporary splices in the portion of the cable that will be in the return airway.
 9. Fire protection will be provided with two (2) five-pound or one (1) ten-pound fire extinguisher located in the area, within twenty-five (25) feet, on the intake air side.
 10. All other applicable State and Federal regulations must be in compliance.
-

REQUIREMENTS FOR INTENTIONAL FAN STOPPAGE

1. No person shall be permitted underground.
2. Should the fan remain inoperative in excess of 15 minutes, all underground power shall be de-energized in a timely manner. However, should the fan remain inoperative for an undetermined time, and the need arises to pump water, and a multiple fan system is used, permission may be granted on a mine to mine basis, to operate such pumps as may be necessary, after first notifying the Regional Office of the Office of Miners' Health Safety and Training, where additional requirements may be instituted.
3. Should the fan remain inoperative in excess of 15 minutes, when restarting, it shall operate normally for 60 minutes before persons are permitted to enter the mine. However, if accurate and recent (one day prior to stoppage) air analysis of the fan is taken and recorded, such fan will only be required to operate for a time period, where the air analysis will be the same as it was recorded prior to the stoppage.
4. Before any person is permitted to re-enter an underground coal mine after an intentional fan stoppage in excess of 15 minutes, the underground mine shall be pre-shift examined as stated under 22A-2-20.
5. Notify your District Inspector when intentionally stopping the fan, other than the regular maintenance schedule you have submitted.



DMM-62

APPROVED BY: _____

PERMIT NO.: _____

APPROVAL DATE: _____

STATE OF WEST VIRGINIA
OFFICE OF MINERS' HEALTH, SAFETY & TRAINING
7 Players Club Drive, Suite 2
CHARLESTON, WV 25311-1626
www.wvminesafety.org

APPLICATION/PERMIT FOR MULTIPLE SHOOTING - IN ROCK ONLY

1. Company: _____

Address: _____
Street or P.O. Box City State Zip

2. Mine Name or Number: _____

3. Location of Operation:

_____ County District Nearest Post Office

4. Name and Thickness of Coal Seam: _____ Inches

5. Type of Opening: () Drift () Slope () Shaft

6. Areas to be covered by Permit: _____
(Entries, Rooms)

Rock to be Shot () Top () Bottom () Fault

Number of Holes to be Shot at One Time: _____ Depth of Holes: _____

Type of Explosives: _____ Type of Detonators: _____

Maximum Charge Per Hole: _____ Minimum Charge Per Hole: _____

Total Pounds of Explosives to be Shot at One Time: _____

Capacity & Type of Shooting Unit: _____

Linear Feet of Rock to be Shot: _____

Coal Producing Shift: _____ Idle Day or Non-Producing Shift: _____

NOTE: A sketch or diagram must be attached to this application showing blasting pattern.

Signature & Title of Mine Official

Note: This permit is issued subject to the conditions and limitations outlined on the reverse side.

LIMITATIONS ON PERMIT FOR MULTIPLE SHOOTING - IN ROCK ONLY
--FOR ALL PERMITS IN EXCESS OF 10 SHOTS PER BLAST--

1. In addition to the provisions listed below, strict compliance with all legal requirements of Chapter 22A, Article 2, Section 29 through Article 2, Section 35, shall be adhered to.
2. The immediate areas shall be freshly rock dusted a distance of 100 feet in all directions before blasting.
3. Shooting shall be done by a specially trained certified shot firer trained in the use of a blasting galvanometer. Training will be done by a competent person from a powder company. An Office of Miners' Health, Safety & Training representative will be present to monitor the training.
4. During the changing and shooting operations, the care and operation of blasting unit shall be under the exclusive control of the designated certified shot firer. A record of all misfires shall be maintained in the designated pre-shift, on-shift and daily record book, and kept at the mine office.
5. The primer cartridge shall be placed in the rear of the hole with the explosive end of the detonator facing the bulk of the charge. Care shall be taken to avoid air gaps or dust between cartridge.
6. The blasting cable shall not be less than #16 gauge insulated cooper wire 250 feet in length. In blasting, the shot firer shall be around a corner out of the line of fire.
7. Only a certified shot firer or firers shall be involved in the actual firing and preparation of the shots. A certified mine foreman fire-boss shall be the supervisor during blasting operations.
8. Examinations following a multiple shot blast include an examination of the ventilation system in the vicinity that might be affected by the blast.
9. The area in which the shots are being fired shall be examined to assure that all potential power sources or conductors have been removed. A check for stray currents shall be continuously made with a ground monitor system designed especially for this purpose.
10. Methane examinations shall be made with a permissible, with an approved methane detector prior to and immediately following all shootings.
11. The roof and ribs shall be examined prior to and immediately following all shooting, during installation of roof bolts, and during loading operations.
12. Test for continuity shall be made prior to blasting with a blasting galvanometer. The time and date the blasting unit is taken into and brought out of the mine and where blasting will be done, shall be recorded in the designated fire-boss and on-shift record book.
13. A copy of this permit together with a copy of the application for same shall be kept and posted at the mine bulletin board. A copy of these limitations will be taken underground and posted near the blast area.
14. This permit is void upon District Inspector's recommendation.
15. Zero delay detonators shall not be used.

DMM-63

APPROVED BY: _____

PERMIT NO.: _____

APPROVAL DATE: _____

**STATE OF WEST VIRGINIA
OFFICE OF MINERS' HEALTH, SAFETY & TRAINING**7 Players Club Drive, Suite 2
Charleston, West Virginia 25311-1626
www.wvminesafety.org**APPLICATION/PERMIT TO STOP THE FAN WHILE THE MINE
IS IDLE and NO EMPLOYEES ARE IN THE MINE**

1. Company: _____

Address: _____

Street/P.O. Box City State Zip

2. Mine Name or Number: _____

3. Location of Operation: _____

County

District

Nearest Post Office

4. Name and Thickness of Coal Seam: _____ Inches

5. Permission is hereby given the above noted operation to stop the fan while the mine is idle, the underground power disconnected, and no employees are inside.

6. A pre-shift examination shall be made as required by law and this examination must include proper tests for methane and black damp by a certified person.

7. The fan shall run until normal water gauge is attained prior to commencing a pre-shift examination.

8. Approved multi-gas detection devices shall be available at the mine and the pre-shift examiner must test for methane and oxygen deficiency in all working places during his/her examination.

Signature & Title of Mine Official**Note: This permit is issued subject to the conditions and limitations outlined below.****CONDITIONS AND LIMITATIONS:**

- A COPY OF THIS PERMIT SHALL BE POSTED AT THE MINE.
- IF THIS MINE SHOULD BECOME GASSY AFTER THIS PERMIT IS ISSUED, THE PERMIT IS NULL AND VOID AND THE FAN MUST RUN CONTINUOUSLY.
- THIS PERMIT IS NON-TRANSFERABLE.
- THIS PERMIT IS VOID UPON DISTRICT INSPECTOR'S RECOMMENDATION.



DMM-64

APPROVED BY: _____

PERMIT NO.: _____

APPROVAL DATE: _____

**STATE OF WEST VIRGINIA
OFFICE OF MINERS' HEALTH, SAFETY & TRAINING**

7 Players Club Drive, Suite 2
Charleston, West Virginia 25311-1626

www.wvminesafety.org

APPLICATION/PERMIT FOR SOLID SHOOTING

1. Company: _____

Address: _____
Street or P.O. Box City State Zip

2. Mine Name or Number: _____

3. Location of Operation: _____

County District Nearest Post Office

4. Name and Thickness of Coal Seam: _____ Inches

5. Type of Opening: () Drift () Slope () Shaft

6. Areas to be covered by Permit: _____
(Entries, Rooms, Stumps)

If breaker shots are used, give the number to be fired simultaneously: _____
(Maximum 4) and indicate the holes that are to be used for breaker shots on
diagram below. All others to be fired singularly.

ENTRIES

<----->

ROOMS

<----->

STUMPS

<----->

NUMBER OF HOLES: _____

DEPTH OF HOLES: _____

NUMBER OF HOLES: _____

DEPTH OF HOLES: _____

NUMBER OF HOLES: _____

DEPTH OF HOLES: _____

SHOW DISTANCE BETWEEN HOLES AND
DISTANCE BETWEEN TOP AND RIBS

Signature & Title of Mine Official

**Note: This permit is issued subject to the conditions and limitations
outlined on the reverse side.**

Permission is hereby granted to shoot coal that has not been undercut, middle cut, top cut, rib or
center sheared.

CONTINGENT UPON STRICT COMPLIANCE WITH THE FOLLOWING:

1. The working area shall be adequately rock dusted to within 40 feet of the face and including the last open cross cuts regardless of their proximity to the face.
2. No more than 4 breaker shots shall be fired simultaneously. The remaining holes must be fired singularly, unless a multiple shooting permit is obtained.
3. Shooting shall be done by a certified shot firer and face must be carefully examined before and after shooting.
4. A copy of this application/permit shall be posted and kept at the mine.
5. The permit supersedes and voids all prior shooting permits issued to this mine.
6. Whenever permits are issued by the Health, Safety & Training, frequent examinations shall be made by the Mine Inspector during the tenure of this permit to determine that the requirements and limitations of this permit are complied with.
7. Supervisors and employees handling explosives must be thoroughly acquainted with the requirements of Chapter 22A of the West Virginia Code, pertaining to explosives and blasting and shall be in compliance therewith.
8. Zero delay detonators shall not be used.

NOTE: This permit shall become void upon the District Inspector's recommendation.



DMM-65

APPROVED BY: _____

PERMIT NO.: _____

APPROVAL DATE: _____

STATE OF WEST VIRGINIA
OFFICE OF MINERS' HEALTH, SAFETY & TRAINING
7 Players Club Drive, Suite 2
Charleston, West Virginia 25311-1626
www.wyminesafety.org

APPLICATION/PERMIT TO USE PROPANE GAS IN MAKING PERMANENT CABLE SPLICES

1. Company: _____

Address: _____
Street or P.O. Box City State Zip

2. Mine Name or Number: _____

3. Location: _____
County District Nearest P.O.

4. Name and Thickness of Coal Seam: _____ Inches: _____

I am requesting permission to: _____

Signature of Mine Official_____
Date_____
Title

CONTINGENT UPON THE FOLLOWING CONDITIONS:

- The practice is to be performed strictly in accordance with Chapter 22A of Code of West Virginia.
- A copy of this permit shall be kept at the mine site.
- This permit is NON-TRANSFERABLE.
- This permit is void upon the District Inspector's recommendation.

NOTE: This permit is issued subject to the conditions and limitations outlined on the reverse side.

CONTINGENT UPON STRICT COMPLIANCE WITH THE FOLLOWING:

1. Chapter 22A, Article 2, Section 46, where applicable is fully complied with.
2. When splices are made in the face region, a certified mine foreman shall be present at all times. He shall examine gas, fire, and other unsafe conditions while work is in progress.
3. Propane tanks shall not exceed twenty (20) pounds maximum. Tanks shall not be filled to exceed thirty-nine (39) pounds total weight.
4. If tanks are filled by the company, a scale shall be provided to weigh tanks to prevent overcharging before they are taken underground.
5. Propane tanks stored on the surface shall be in a well-ventilated area away from heat. If stored in a building, at least one side of the building must be open.
6. A container shall be provided for safe holding of tanks in transportation. The container shall be at least four (4) inches higher than the top of the tank.
7. Propane tanks stored underground shall be in a well-ventilated area away from heat, shall be located away from roadways and power lines, and shall be protected from fall of roof and rib in a well rock dusted location.
8. All propane tanks shall be properly identified.
9. The torch hose must have the approved underwriter's laboratory number.
10. Only trained, qualified men shall be permitted to use propane gas torch.
11. All propane tanks must be equipped with a welded collar to protect valve system.
12. Propane tanks must be in an upright position while in use.



Revised 12/2013

DMM-66

APPROVED BY: _____

PERMIT NO.: _____

APPROVAL DATE: _____

**STATE OF WEST VIRGINIA
OFFICE OF MINERS' HEALTH, SAFETY & TRAINING**
7 Players Club Drive, Suite 2
Charleston, West Virginia 25311-1626
www.wvminesafety.org

APPLICATION/PERMIT FOR MULTIPLE SHOOTING - IN COAL ONLY

1. Company: _____
Address: _____
2. Mine Name or Number: _____
3. Location of Operation: _____
County District Nearest P.O.
4. Name and Thickness of Coal Seam: _____ Inches: _____
5. Type of Opening: () Drift () Slope () Shaft
6. Areas to be Covered by Permit: _____
(Entries, Rooms)
7. Number of Holes to be shot at one time: _____

ENTRIES

<----->

NUMBER OF HOLES: _____

DEPTH OF HOLES: _____

ROOMS

<----->

NUMBER OF HOLES: _____

DEPTH OF HOLES: _____

1. SHOW DISTANCE BETWEEN HOLES AND DISTANCE FROM TOP AND RIBS.
2. SHOW LOCATION OF CUT AND/OR SHEAR WITH A DOTTED LINE.

Signature of Mine Official

Date

Title of Mine Official

Permission is hereby granted to perform multiple shooting in coal, not to exceed _____ shots at one time.

Note: This permit is issued subject to the conditions and limitations outlined on the reverse side.

CONTINGENT UPON STRICT COMPLIANCE WITH THE FOLLOWING:

1. The working area shall be adequately rock dusted to within 40 feet of the face and including the last open cross cuts regardless of their proximity to the face.
2. Multiple shooting shall be performed by a certified shot firer who has been examined and certified by the Office of Miners' Health, Safety & Training and designated by mine management. The face must be carefully examined before and after shooting and a careful check made to see that there are no misfired shots.
3. The section on which multiple shooting is being performed shall be under the direction of a certified person.
4. The power source shall be a permissible unit of sufficient capacity to assure that all charges are detonated.
5. A record shall be kept of all misfired detonators and explosives.
6. A copy of this application/permit shall be posted at the mine.
7. The permit supersedes and voids all prior shooting permits issued to this mine.
8. Supervisors and employees handling explosives must be thoroughly acquainted with the requirements of Chapter 22A of the West Virginia Code, pertaining to explosives and blasting and shall be in compliance therewith.
9. Zero delay detonators shall not be used.

NOTE: This permit shall become void upon the District Inspector's recommendation.



DMM-72

APPROVED BY: _____

PERMIT NO.: _____

APPROVAL DATE: _____

**STATE OF WEST VIRGINIA
OFFICE OF MINERS' HEALTH, SAFETY & TRAINING**

7 Players Club Drive, Suite 2
Charleston, West Virginia 25311-1626
www.wvminesafety.org

**APPLICATION/WAIVER OF TELEPHONE OR COMMUNICATION
FACILITIES "BACK-UP" COMMUNICATION SYSTEM 22A-2-42(C)**

1. Company: _____

Address: _____
Street or P.O. Box City State Zip

2. Mine Name or Number: _____

3. Location of Operation: _____

_____ County _____ District _____ Nearest Post Office

I hereby request a waiver from the Director of the West Virginia Office of Miners' Health, Safety & Training to permit the use of a Back-up System of Communication in the event the primary communication system malfunctions.

Explain in detail the Back-up Communication System and procedures, which will be followed if such communication waiver request is approved:

Signature and Title of Mine Official

Note: This waiver is issued subject to the conditions and limitations outlined on the reverse side.

This waiver is issued in accordance with Chapter 22A, Article 2, Section 42(c), Coal Mine Safety Laws of the State of West Virginia.

CONDITIONS AND LIMITATIONS

A WAIVER REQUEST IS GRANTED to utilize the approved back-up communication system if a malfunction occurs in the primary communication system; Provided, that repairs are started immediately and the primary communication system is restored to operating condition as soon as possible.

If there is a malfunction in the primary communication system and the approved back-up communication system at the same time, the operator shall immediately remove all persons from the mine. Once the primary communication system or the back-up communication system is restored to operating condition, normal underground mining operations may resume.

Any employee at such mine shall be permitted to examine the approved back-up communication system when being utilized, to the extent that such communication system is performing adequately.

When a malfunction the primary communication system occurs and the approved back-up communication system is put in service, the operator shall notify the Inspector-at-Large or District Mine Inspector.

PERMIT NO.: _____

APPROVAL: _____
ELECTRICAL INSPECTOR

DIRECTOR OR AUTHORIZED REPRESENTATIVE

DATE

**STATE OF WEST VIRGINIA
OFFICE OF MINERS' HEALTH, SAFETY & TRAINING**
www.wvminesafety.org

APPLICATION/PERMIT FOR GROUND MONITOR SYSTEM WAIVER - A.C. & D.C.

1. Company: _____

Address: _____
Street or P.O. Box City State Zip

2. Mine Name or Number: _____

3. Location of Operation:

County District Nearest Post Office

4. Name and Thickness of Coal Seam: _____ Inches

I. I am indicating by checking the blocks, the exact methods to be used at this mine which will enable us to achieve compliance with previously issued guidelines of January 3, 1979, (attached to this form) for Waiver of Ground Monitor System, in lieu of Chapter 22A, Article 2, Section 40 (43).

II. _____-Portable and Mobile Three-Phase Equipment

III. Stationary Three-Phase Equipment:

A. (1) _____ A. (2) _____ A. (3) _____ A. (4) _____

B. (1) _____ B. (2) _____ B. (3) _____

IV. _____-Portable, Mobile, and Stationary Single-Phase Equipment

V. _____-Portable, Mobile, and Stationary D.C. Equipment

VI. _____-Preparation Plants

Signature and Title of Mine Official

Note: This waiver is issued subject to the conditions and limitations outlined on the reverse side.

CONDITIONS AND LIMITATIONS

This waiver is issued in accordance with Chapter 22A, Article 2, Section 40(43), Coal Mine Safety Laws of the State of West Virginia.

A WAIVER REQUEST IS APPROVED to cover underground electrical equipment and to cover electrical equipment at preparation plants and surface facilities where it is not feasible to monitor.

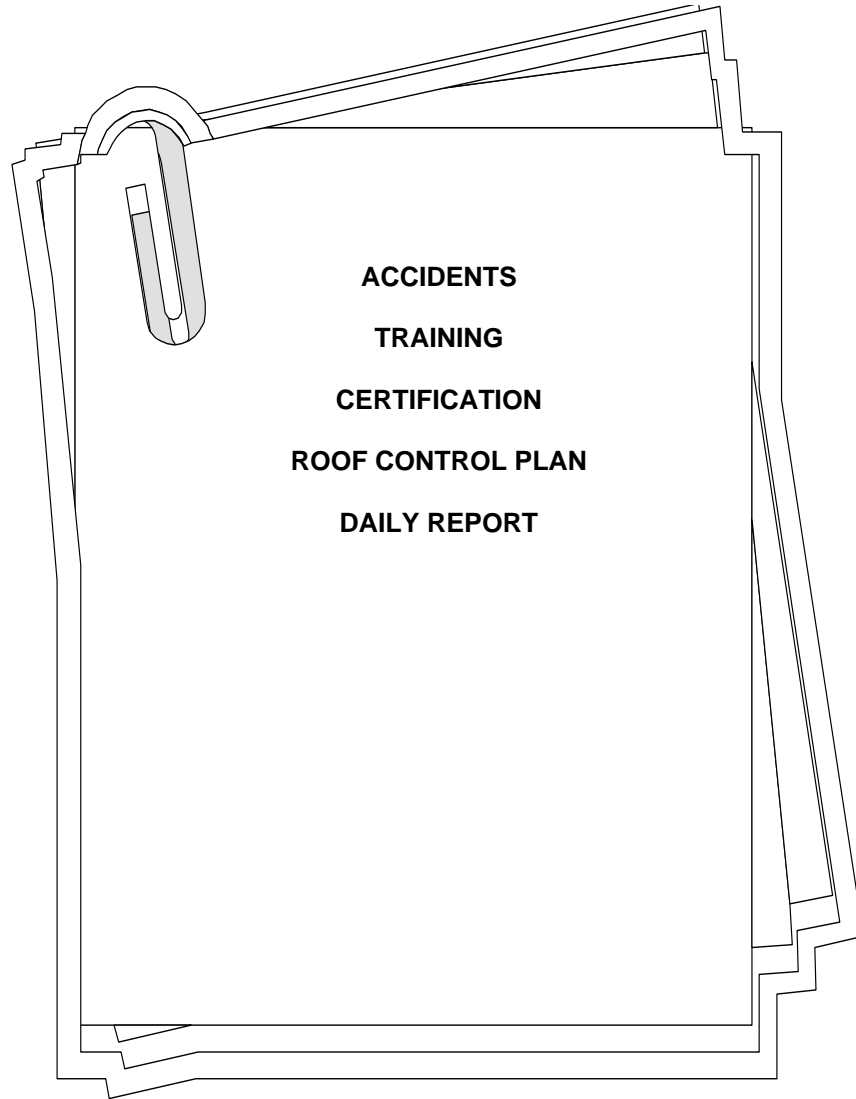
All specific provisions indicated on the attached application form (within the guidelines of January 3, 1979) submitted for such waiver, shall be complied with.

A copy of this approved waiver shall be posted and maintained on the mine bulletin board.

This waiver is non-transferable and may be modified or terminated if an inspection or investigation reveals that the safety of persons in or around the mine is endangered.

[illegible]

RECORDS and NOTIFICATIONS



RECORDS AND NOTIFICATIONS

1. Q. In the event of an explosion, death, or serious personal injury, who must be notified?

A. Within 15 minutes of the incident the Mine and Industrial Accident Rapid Response System must be notified. **(Mine Emergency Notification Phone Number: 1-866-987-2338)**

The Director
of MHST and the district mine inspector should also be notified.

2. Q. When must the Director of MHST and the district mine inspector be notified of an explosion, death, or serious personal injury?

A. Immediately.

3. Q. When an accident in or about any coal mine results in injury or death who shall be notified?

A. The Director of MHST and district mine inspector.

4. Q. How soon must a written report be furnished to MHST in case of death in or about any coal mine?

A. Within twenty-four (24) hours.

5. Q. Who must be notified in the event of a fire in or about any mine?

A. The Director of MHST and the district mine inspector.

6. Q. How soon must MHST be notified in case of a mine fire?

A. Immediately.

7. Q. Who must be notified before coal is removed within five hundred (500) feet of an oil or gas well?

A. MHST and the well operator.

8. Q. What record of ventilation should be kept?

A. A weekly record of the air measurements taken at the inlet and outlet near the faces of advanced headings.

9. Q. How must the record of air measurements be kept?

A. In a book prescribed by the Director of MHST.

10. Q. What daily report must the mine foreman or his assistant keep?

A. A record of any dangerous conditions or practices found at each working place in the mine.

11. Q. What record of examination of air courses, roads and openings that give access to old workings or falls must the mine foreman or his assistants keep?
A. A weekly record of the condition of all places.
12. Q. How shall records of all dangerous conditions be kept?
A. Recorded in ink or indelible pencil in a book provided for this purpose.
13. Q. What daily report shall be kept by the fire boss?
A. A written record of his examination, in a book prescribed by the Director of MHST.
14. Q. What is the duty of the foreman relative to the daily report of the fire boss?
A. He shall carefully read and countersign the daily report of the fire boss each day.
15. Q. Who is permitted to inspect the daily reports of foreman, assistants, and fire bosses?
A. All interested persons.
16. Q. What should be repeated on the daily report?
A. Unsatisfactory conditions and practices previously reported but not corrected.
17. Q. What record of man-hoists should be kept?
A. A daily record of inspection.
18. Q. What record relative to fans must be kept?
A. A daily record of the inspection of the main fan or by adequate facilities provided to permanently record the performance of the fan and to give warning of an interruption.
19. Q. Where must the certificate of the inspection of a mine be posted?
A. On the mine bulletin board.
20. Q. How long should the certificate of inspection remain posted?
A. Until replaced by a subsequent certificate.
21. Q. What certificate is required of all underground employees before they are certified as a miner?

- A. A miner's certificate.
22. Q. Where should the record of the mine foreman's certificates be kept?
- A. At the mine.
23. Q. Who shall maintain a copy of the record of the examination of persons for competency in the use of flame safety lamps or other approved devices?
- A. MHST and the operator.
24. Q. How often shall persons required to use flame safety lamps or other approved devices be examined to check competency by MHST?
- A. Annually.
25. Q. What type of report shall the operator of every coal mine shall, on or before the end of each calendar month, file with the Director of MHST a report covering the preceding calendar month on forms furnished by MHST. Such report shall state the number of accidents which have occurred, the number of persons employed, the days worked and actual tonnage of coal mined.
- A. Monthly report.
26. Q. Who shall be notified before sealed areas, temporary or permanent, are reopened?
- A. The Director of MHST.
27. Q. Who shall a mine foreman notify, in writing, of his inability to comply with any of the requirements of the mining laws?
- A. Operator or superintendent and the Director of MHST.
28. Q. Following the oral review of the roof control plan at the onset of any shift, what record is required by the immediate supervisor?
- A. The time and parts of the plan reviewed shall be kept in a log book provided for such purpose.
29. Q. What records of electrical equipment examinations are required to be kept?
- A. A record of weekly examinations and monthly tests shall be kept and made available to representatives of MHST and to the miners at such mine.
30. Q. What records shall be made available by the operator within (5) days of request by the Director of MHST?
- A. State certifications containing name and social security numbers of all current employees.

Use Indelible
Pencil or Ink

PRESHIFT-MINE EXAMINER'S REPORT

Report shall be
signed when made

Date of Examination _____ 20 ____ Section or Area Examined _____
Time of Examination: from _____ a.m. or p.m. to _____ a.m. or p.m.
Was this report phoned to outside: Yes _____ no _____
By whom _____ Time _____ A.M. _____ P.M.
Report received by _____
(Signed)

Violations and other Hazardous Conditions Observed and Reported

| Location | Violation or Hazardous Condition | Action Taken |
|-----------|----------------------------------|--------------|
| 1. _____ | _____ | _____ |
| 2. _____ | _____ | _____ |
| 3. _____ | _____ | _____ |
| 4. _____ | _____ | _____ |
| 5. _____ | _____ | _____ |
| 6. _____ | _____ | _____ |
| 7. _____ | _____ | _____ |
| 8. _____ | _____ | _____ |
| 9. _____ | _____ | _____ |
| 10. _____ | _____ | _____ |

Air Measurements

| Location | CFM | Location | CFM |
|----------|-------|----------|-------|
| _____ | _____ | _____ | _____ |
| _____ | _____ | _____ | _____ |
| _____ | _____ | _____ | _____ |
| _____ | _____ | _____ | _____ |
| _____ | _____ | _____ | _____ |
| _____ | _____ | _____ | _____ |
| _____ | _____ | _____ | _____ |

Remarks: _____

This is to certify that: (a) This section of the mine was properly examined by me, (b) all violations of the W. Va. Mining Laws and the Federal Coal Mine Health and Safety Act of 1969 and other unsatisfactory conditions and practices observed by me are listed in this report.

| | | | | |
|---------------------|---------------------------|-----------------------|-----------------------------|-----------------------|
| Signed By _____ | Preshift-Mine Examiner | Certificate No. _____ | Assistant Foreman | Certificate No. _____ |
| Countersigned _____ | Mine Manager Mine Foreman | _____ | _____ | _____ |
| _____ | Assistant Foreman | _____ | _____ | _____ |
| _____ | _____ | _____ | Superintendent or Assistant | _____ |

Use Indelible
Pencil or Ink

**DAILY AND ONSHIFT REPORT
MINE FOREMAN OR ASSISTANT**

Report shall be
signed when made

Date _____ Shift _____ Area or Section _____

Violations and other Hazardous Conditions Observed and Reported

| <i>Location</i> | <i>Violation or Hazardous Condition</i> | <i>Action Taken</i> |
|-----------------|---|---------------------|
| 1. _____ | _____ | _____ |
| 2. _____ | _____ | _____ |
| 3. _____ | _____ | _____ |
| 4. _____ | _____ | _____ |
| 5. _____ | _____ | _____ |
| 6. _____ | _____ | _____ |
| 7. _____ | _____ | _____ |
| 8. _____ | _____ | _____ |
| 9. _____ | _____ | _____ |
| 10. _____ | _____ | _____ |

Examinations for Methane in Working Places

| <i>Location</i> | <i>Time</i> | <i>Methane Content</i> | <i>Location</i> | <i>Time</i> | <i>Methane Content</i> |
|-----------------|-------------|------------------------|-----------------|-------------|------------------------|
| 1. _____ | _____ | _____ | 11. _____ | _____ | _____ |
| 2. _____ | _____ | _____ | 12. _____ | _____ | _____ |
| 3. _____ | _____ | _____ | 13. _____ | _____ | _____ |
| 4. _____ | _____ | _____ | 14. _____ | _____ | _____ |
| 5. _____ | _____ | _____ | 15. _____ | _____ | _____ |
| 6. _____ | _____ | _____ | 16. _____ | _____ | _____ |
| 7. _____ | _____ | _____ | 17. _____ | _____ | _____ |
| 8. _____ | _____ | _____ | 18. _____ | _____ | _____ |
| 9. _____ | _____ | _____ | 19. _____ | _____ | _____ |
| 10. _____ | _____ | _____ | 20. _____ | _____ | _____ |

Examinations for Methane in Return Aircourses

| <i>Location</i> | <i>Time</i> | <i>Methane Content</i> | <i>Location</i> | <i>Time</i> | <i>Methane Content</i> |
|-----------------|-------------|------------------------|-----------------|-------------|------------------------|
| 1. _____ | _____ | _____ | 6. _____ | _____ | _____ |
| 2. _____ | _____ | _____ | 7. _____ | _____ | _____ |
| 3. _____ | _____ | _____ | 8. _____ | _____ | _____ |
| 4. _____ | _____ | _____ | 9. _____ | _____ | _____ |
| 5. _____ | _____ | _____ | 10. _____ | _____ | _____ |

Number of Bolts Tested _____

Number of Bolts Torqued Above Range _____ Below Range _____

If majority of bolts tested in any working place falls outside approved torque range, state what action was taken _____

Remarks (Statement as to General Conditions of Mine or Area of Mine) _____

Assistant Mine Foreman

Certificate No. _____

Mine Foreman-Mine Manager

Certificate No. _____

Superintendent or Assistant

Use Indelible
Pencil or Ink

PRESHIFT-MINE EXAMINER'S REPORT

Report shall be
signed when made

Date of Examination JUNE 20 2004 Section or Area Examined 002 SECTION
Time of Examination: from 5:00 a.m. or p.m. to 7:30 a.m. or p.m.
Was this report phoned to outside: Yes ☒ no ☐
By whom JOHN DOE Time 7:45 A.M. ☐ P.M.
Report received by JAMES SMITH
(Signed)

Violations and other Hazardous Conditions Observed and Reported

| Location | Violation or Hazardous Condition | Action Taken |
|----------------------|--|--------------------------------------|
| 1. <u>NO 1 ENTRY</u> | <u>LOOSE BROKEN ROOF</u> | <u>DANGERED OFF</u> |
| 2. <u>NO 2 ENTRY</u> | <u>UNSUPPORTED ROOF</u> | <u>DANGERED OFF \ REFLECTOR</u> |
| 3. <u>NO 3 ENTRY</u> | <u>METHANE 2.5 %</u> | <u>DANGERED OFF REPAIRED CURTAIN</u> |
| 4. <u>NO 4 ENTRY</u> | <u>LESS THAN 3,000 CFM</u> | <u>NEW READING 0.5 %</u> |
| 5. <u>NO 5 ENTRY</u> | <u>NO ROCKDUST WITHIN 40 FT. OF FACE</u> | <u>REPAIRED LINE CURTAIN</u> |
| 6. _____ | _____ | <u>NEW READING 3,200 CFM</u> |
| 7. _____ | _____ | <u>REPORTED</u> |
| 8. _____ | _____ | _____ |
| 9. _____ | _____ | _____ |
| 10. _____ | _____ | _____ |

Air Measurements

| Location | CFM | Location | CFM |
|---------------------|---------------|---------------------|---------------|
| <u>NO. 1 RETURN</u> | <u>19,480</u> | <u>NO. 3 INTAKE</u> | <u>38,760</u> |
| <u>NO. 5 RETURN</u> | <u>18,920</u> | _____ | _____ |
| _____ | _____ | _____ | _____ |
| _____ | _____ | _____ | _____ |
| _____ | _____ | _____ | _____ |
| _____ | _____ | _____ | _____ |

Remarks: NO. 3 AND NO. 4 ENTRIES HAVE 16 INCHES OF WATER IN THE FACES.

This is to certify that: (a) This section of the mine was properly examined by me, (b) all violations of the W. Va. Mining Laws and the Federal Coal Mine Health and Safety Act of 1969 and other unsatisfactory conditions and practices observed by me are listed in this report.

| | | | |
|----------------------------------|-----------------|-----------------------------|-----------------|
| Signed By <u>JOHN DOE</u> | <u>35277-85</u> | Assistant Foreman | Certificate No. |
| Countersigned <u>JAMES SMITH</u> | <u>27631-74</u> | _____ | _____ |
| <u>JOE WHITE</u> | <u>30659-79</u> | _____ | _____ |
| Assistant Foreman | _____ | Superintendent or Assistant | _____ |

Use Indelible
Pencil or Ink

DAILY AND ONSHIFT REPORT
MINE FOREMAN OR ASSISTANT

Report shall be
signed when made

Date 6-20-04 Shift 1st Day Area or Section 002 SECTION

Violations and other Hazardous Conditions Observed and Reported

| Location | Violation or Hazardous Condition | Action Taken |
|-----------------------|---|--|
| 1. <u>No. 1 ENTRY</u> | <u>LOOSE BROKEN ROOF</u> | <u>SCALED + INSTALLED METAL STRAPS</u> |
| 2. <u>No. 2 ENTRY</u> | <u>UNSUPPORTED ROOF</u> | <u>BOLTED</u> |
| 3. <u>No. 3 ENTRY</u> | <u>CLEAR</u> | <u>NONE</u> |
| 4. <u>No. 4 ENTRY</u> | <u>CLEAR</u> | <u>NONE</u> |
| 5. <u>No. 5 ENTRY</u> | <u>NO ROCK DUST WITHIN 40 FT. OF FACE</u> | <u>ROCK DUSTED WITHIN 10 FT. OF FACE</u> |
| 6. _____ | _____ | _____ |
| 7. _____ | _____ | _____ |
| 8. _____ | _____ | _____ |
| 9. _____ | _____ | _____ |
| 10. _____ | _____ | _____ |

Examinations for Methane in Working Places

| Location | Time | Methane Content | Location | Time | Methane Content |
|------------------------|-----------------|-----------------|------------------------|-----------------|-----------------|
| 1. <u>No. 1 ENTRY</u> | <u>8:25 AM</u> | <u>0 %</u> | 11. <u>No. 1 ENTRY</u> | <u>12:20 PM</u> | <u>0 %</u> |
| 2. <u>No. 2 ENTRY</u> | <u>8:30 AM</u> | <u>0 %</u> | 12. <u>No. 2 ENTRY</u> | <u>12:25 PM</u> | <u>0 %</u> |
| 3. <u>No. 3 ENTRY</u> | <u>8:35 AM</u> | <u>0.5 %</u> | 13. <u>No. 3 ENTRY</u> | <u>12:30 PM</u> | <u>0.4 %</u> |
| 4. <u>No. 4 ENTRY</u> | <u>8:40 AM</u> | <u>0 %</u> | 14. <u>No. 4 ENTRY</u> | <u>12:35 PM</u> | <u>0 %</u> |
| 5. <u>No. 5 ENTRY</u> | <u>8:45 AM</u> | <u>0 %</u> | 15. <u>No. 5 ENTRY</u> | <u>12:40 PM</u> | <u>0 %</u> |
| 6. <u>No. 1 ENTRY</u> | <u>10:20 AM</u> | <u>0 %</u> | 16. <u>No. 1 ENTRY</u> | <u>2:15 PM</u> | <u>0 %</u> |
| 7. <u>No. 2 ENTRY</u> | <u>10:25 AM</u> | <u>0 %</u> | 17. <u>No. 2 ENTRY</u> | <u>2:20 PM</u> | <u>0 %</u> |
| 8. <u>No. 3 ENTRY</u> | <u>10:30 AM</u> | <u>0.3 %</u> | 18. <u>No. 3 ENTRY</u> | <u>2:25 PM</u> | <u>0.5 %</u> |
| 9. <u>No. 4 ENTRY</u> | <u>10:35 AM</u> | <u>0 %</u> | 19. <u>No. 4 ENTRY</u> | <u>2:30 PM</u> | <u>0 %</u> |
| 10. <u>No. 5 ENTRY</u> | <u>10:40 AM</u> | <u>0.1 %</u> | 20. <u>No. 5 ENTRY</u> | <u>2:35 PM</u> | <u>0.2 %</u> |

Examinations for Methane in Return Aircourses

| Location | Time | Methane Content | Location | Time | Methane Content |
|------------------------|-----------------|-----------------|-----------|-------|-----------------|
| 1. <u>No. 1 RETURN</u> | <u>8:15 AM</u> | <u>0.1 %</u> | 6. _____ | _____ | _____ |
| 2. <u>No. 5 RETURN</u> | <u>8:50 AM</u> | <u>0.2 %</u> | 7. _____ | _____ | _____ |
| 3. <u>No. 1 RETURN</u> | <u>12:15 PM</u> | <u>0.1 %</u> | 8. _____ | _____ | _____ |
| 4. <u>No. 5 RETURN</u> | <u>12:50 PM</u> | <u>0.1 %</u> | 9. _____ | _____ | _____ |
| 5. _____ | _____ | _____ | 10. _____ | _____ | _____ |

Number of Bolts Tested 40

Number of Bolts Torqued Above Range 5 Below Range 15

If majority of bolts tested in any working place falls outside approved torque range, state what action was taken ROOF BOLTER WAS REPAIRED AND AREA REBOLTED.

Remarks (Statement as to General Conditions of Mine or Area of Mine) SECTION NEEDS ADDITIONAL CLEANING.

JOE WHITE

Assistant Mine Foreman

30659-79

Certificate No.

JAMES SMITH

Mine Foreman-Mine Manager

27631-74

Certificate No.

Superintendent or Assistant

Mine Accident and Injury Report

West Virginia Office of Miners' Health, Safety & Training

Website: www.state.wv/mhst Rev. 5/22/02

Phone: (304) 558-1425 Fax: (304) 558-1282

Section A-Identification Data

WV PERMIT NUMBER

D-999989

MSHA ID NUMBER

46-00000

☐ CHECK HERE IF REPORT PERTAINS TO CONTRACTOR

WV CONTRACTOR ID NUMBER

MINE NAME

SAMPLE #1

COMPANY NAME (INJURED'S EMPLOYER)

SAMPLE COAL CO., INC

COUNTY (MINE LOCATION)

BOONE

1. Accident Code - (Circle applicable code - see instructions)

Section B-Complete for Each Immediately Reportable Accident01-Death 02-Serious Injury 03-Entrapment 04-Inundation 05-Gas or Dust Ignition 06-Mine Fire 07-Explosives 08-Roof Fall
09-Outburst 10-Impounding Dam 11-Hoisting 12-Offsite Injury 13-Injury Requiring Hospitalization**Section C-Complete for Each Reportable Accident or Occupational Injury**

14-MEDICAL TREATMENT 15-LOSS OF CONSCIOUSNESS 16-INABILITY TO PERFORM DUTIES 17-TEMPORARY ASSIGNMENT 18-TRANSFER TO ANOTHER JOB

2. Circle the Codes that best describe where Accident/Injury occurred and mining methods utilized

(a) Surface Location 02-Surface at Underground Mine 30-Tipple, Preparation Plant, etc. 03-Surface Mine 04 Auger Operation 05-Refuse Area

17-Shops 12 Other/Explain

(b) Underground Location 01-Shaft 02-Slope 03-Face 04-Intersection 08 Track Entry 07 Conveyor Entry 06-Other/Explain
(c) Mining Methods Utilized 01 Longwall 03-Conventional 05-Continuous 09 Continuous W/Remote 10 Extended Cut Plan

11 Retreat Mining/Pillaring 12 Continuous Haulage

3. Date of Accident 10-01-04 4. Time of Accident 9:05 ☒ AM ☐ PM 5. Time Shift Started 8:00 ☒ AM ☐ PM

6. Specific Location / Section 1st CROSS CUT OUTBY POWER CENTER SPAD #68

7. Describe Fully the Conditions Contributing to the Accident and Explain any Injuries That Occurred (Be Specific)

JOHN WAS OPERATING A SHUTTLE CAR AND PULLED INTO A CROSS CUT TO ALLOW THE OTHER SHUTTLE CAR TO PASS WHEN A PIECE OF SLATE FELL FROM BETWEEN THE BOLTS HITTING HIM ON THE LEFT FOREARM CAUSING A CUT TO THE FOREARM

8. Equipment Involved

SHUTTLE CAR

Type

Manufacturer

Joy

Model Number

21 SC

9. Name of Witness to Accident / Injury

ROD BROWN

10. Number of Reportable Injuries Resulting from this Occurrence

1

11. Name of Injured Employee

JOHN Q. SMITH

12. Certification No.

L-3849

13. Sex

14. Date of Birth

☒ MALE MONTH / DAY / YEAR☐ FEMALE 10/31/49

15. Social Security Number

235-12-3456

16. Regular Job Title

SHUTTLE CAR OPER.

17. ☐ Check if injury resulted in permanent disability: (including amputation, loss of use, and permanent total disability)

18. What Directly Inflicted Injury?

SLATE ROCK

19. Nature of Injury

LACERATION

20. Part of Body Injured or Affected (Be specific)

LEFT FOREARM

21. Nature of Medical Treatment Administered/Hospitalization

CAMC - 3 STITCHES

22. Employee's Work Activity When Injury Occurred

SHUTTLE CAR OPERATOR

23. Personal Protective Equipment in Use When Accident Occurred (check all that apply)

Hard Hat ☒ Glasses ☒ Gloves ☒ Metatarsal Boots ☒

24. Experience in this Job Title 1 Yrs.

25. Experience at This Mine 2 Yrs.

26. Total Mining Experience 15 Yrs.

Other Personal Safety Equipment (Please Specify)

Section D- Return to duty Information**Answer Questions 29, 30 when case is closed**27. ☐ Permanently Transferred or Terminated, (If checked, do not complete questions 28, 29, 30)

28. Date Returned to Regular Job at Full Capacity Month / Day / Year

29. Number of Days Away From Work (If none, enter 0)

30. Number of Days Restricted Work Activity (If none, enter 0)

Person Completing Form (Please Print Name and Title)

JOHN DOE SAFETY TECH.

Signature

Date this Report Prepared, (Month, Day, Year)

10-03-04

Phone Number (Area Code)

(304) 555-5555

email address

JDOE@SEND.COM

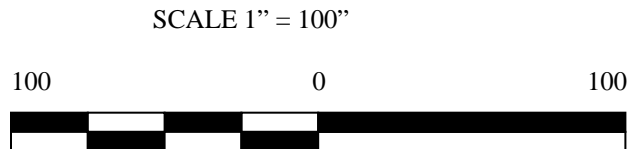
[illegible]

Mine Map Symbols

The first step in reading any type of map is to understand the symbols used to depict its features. When reading a road map many of the symbols are familiar and do not require any additional interpretation on the part of the user. This knowledge has been gained through experience aided by the availability of road maps for public use. Mine maps are no different. Once an understanding of the symbols is attained, the map can be read and understood. Although many mine map symbols are standardized, some are not. It is important that a legend be placed on the map to illustrate the meaning of each symbol. The reader must consult the legend to understand the map.

SCALE

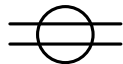
The mine map must have a scale to indicate the distances. The scale tells the reader the distance equal to one inch on the map. Examples:



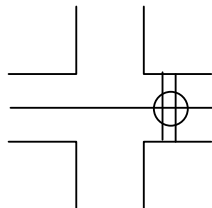
Both above scales indicate that one inch on the mine map represents one hundred (100) feet in the mine, the lower scale indicates that one small block represents twenty-five (25) feet.

Box Check-- A stopping with a hole in it to allow a conveyor to pass through used to prevent intake air from flowing across the conveyor.

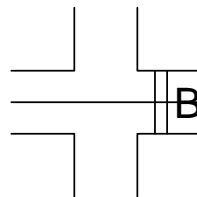
a) option (1)



b) option (2)

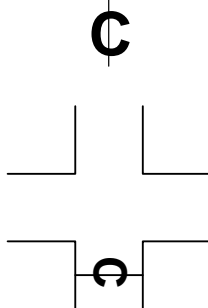


a) Example (1)



b) Example (2)

Check Curtains-- A partition made of incombustible material, used to deflect air to the working place, constructed in a manner to allow the passage of miners and machinery.



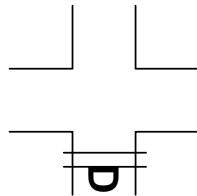
Example

Door-- A partition made of incombustible material, used to deflect air to the working place, constructed in a manner to allow the passage of miners and machinery.

NOTE: Symbol should point in the direction door(s) open.

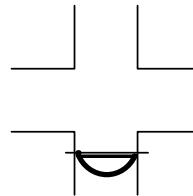
D

a) Stopping with Mandoor



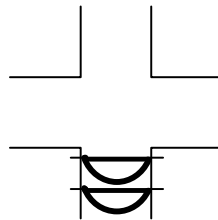
Example

b) Mine Door or Machine Door



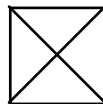
Example

c) Set of Airlock Doors

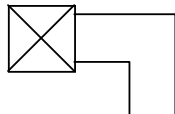


Example

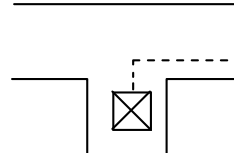
Fan-- A mechanical device powered by an electrically driven motor to pull or push air through the mine workings.



a) Mine Fan outside



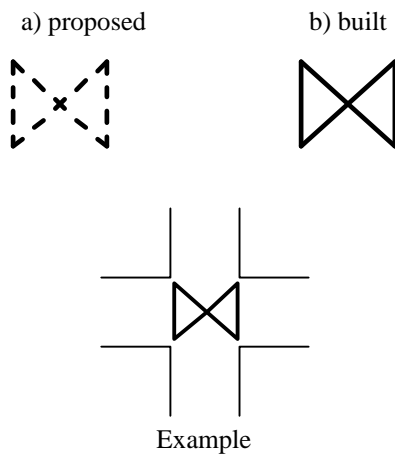
b) Fan and Tubing



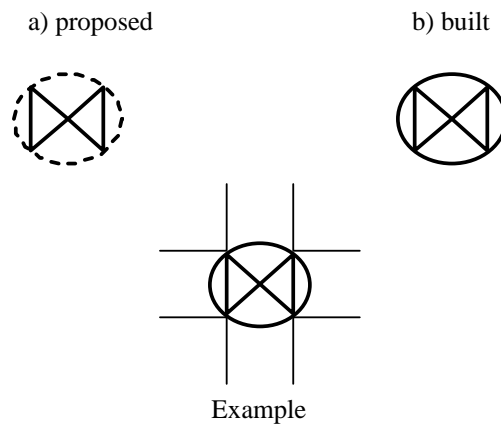
Line Brattice-- A partition made of incombustible material used to direct air to the working face, usually maintained to within ten (10) feet of the face.



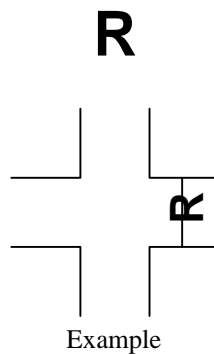
Overcast-- An enclosure built in an intersection of mine passages which allows two air currents to cross without mixing. One air current crosses the other above the coal seam or in some instances through pipes.



Undercast-- Similar to an overcast except that one air current passes under the other below the coal seam.

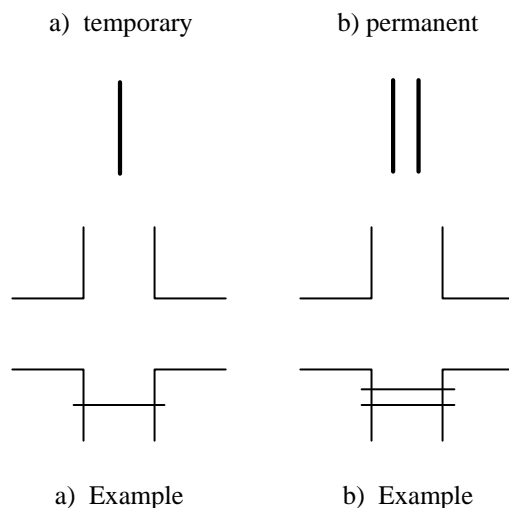


Regulator-- An adjustable door or opening in a stopping generally built across a return airway and used to adjust the amount of air passing through the airway in order to properly distribute airflow.

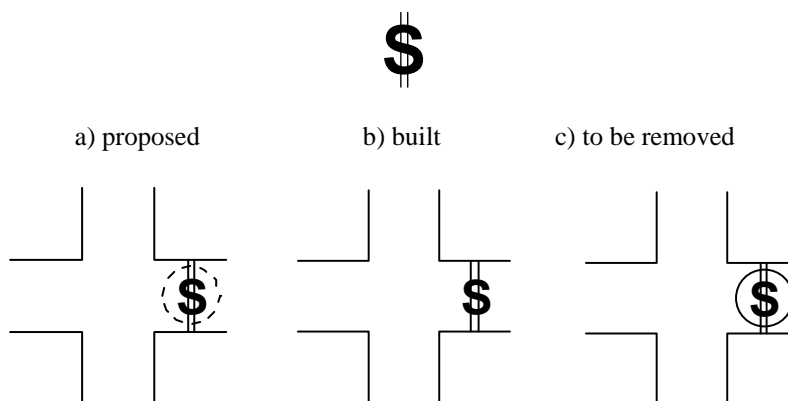


Stoppings-- A **permanent stopping** is a solid, incombustible, substantial wall built across a mine passage used to separate intake air from return air, to direct air through the mine, to form escapeways, and to isolate belt conveyor entries. A **temporary stopping** is built of less substantial material than permanent ones, used in places where the ventilation will be changed and generally replaced by permanent stoppings.

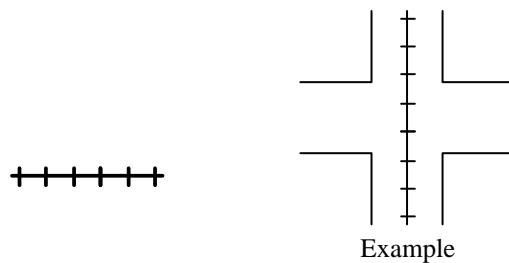
*NOTE: Proposed stoppings should use **dashed** symbols.*



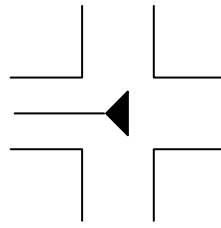
Seal-- A stopping built of greater thickness and more substantial construction than a stopping, used to isolate abandoned areas of a mine from the active workings.



Track --

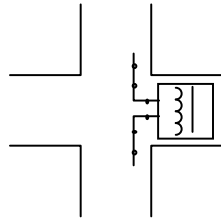


Loading Point--



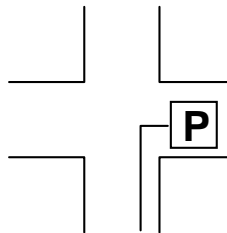
Example

Power Center--



Example

Pump--

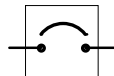


Example

Surface substation--



Circuit Breaker--



Power line--





Battery Charger--

BC

Intake Air--

a) proposed

b) existing



Neutral Air--

a) proposed

b) existing



Return Air--

a) proposed

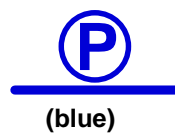
b) existing



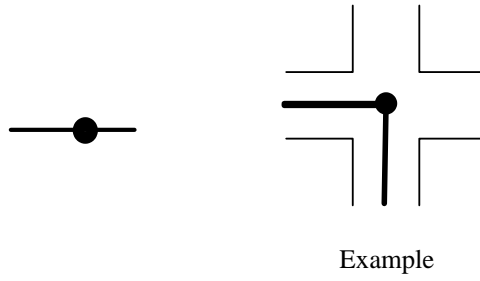
Escapeways--

a) Primary

b) Alternate



Belt Drive—



Evaluation Point--



Spad--



Control Survey--



Water Valve--



Fire Valve--



Floor Elevations--

✕ 596.3

Water Borehole--



Power Borehole--



Core Hole--



Gas Well--

a) Active



b) Abandoned



c) Plugged for mine-thru



Oil Well--

a) Active



b) Abandoned



c) Plugged for mine-thru



RED:

BLACK:

Unverified coordinates or spotted from map

Physically located and tied to mine survey

MINE MAPS

1. Q. Who is required to furnish maps of coal mines?
A. The operator
2. Q. What must be the scale of maps of coal mines?
A. Not less than one hundred (100) feet, and not more than five (500) feet to the inch.
3. Q. How often must the map of the coal mine be brought up to date?
A. Twice annually, on or before the 1st of March and the 1st of September.
4. Q. Who must certify the map of a coal mine to be correct?
A. A certified engineer.
5. Q. To whom must a copy of the map of a coal mine be delivered semi-annually?
A. To the district mine inspector.
6. Q. What map is required to be kept at the mine?
A. A certified up-to-date map of the mine.
7. Q. How is ventilation to be shown on the map?
A. By arrows.
8. Q. How may the effectiveness of the ventilating current be shown on the map?
A. By showing the volume of air passing through the last cross-cut of each entry.
9. Q. What is the penalty for making an incorrect map or a false statement in connection therewith?
A. A fine of not less than five hundred (500) nor more than one thousand (1,000) dollars.
10. Q. What is required of a mine operator before coal is removed from within less than five hundred (500) feet of a gas or oil well, or before workings are extended beneath any tract of land on which oil or gas wells are drilled or proposed to be drilled?
A. The operator should forward maps to the well operator and the MHST showing the mine workings and projected mine workings beneath any tract of land on which oil or gas wells have been drilled or proposed to be drilled and within five hundred (500) feet of such wells.

11. Q. After filing with a well operator and the MHST the required maps showing an intention to mine in the vicinity of an oil or gas well, how close to the well may the mine operator remove the coal?
- A. Not nearer than two hundred (200) feet from the oil or gas well.
12. Q. When may the mine operator remove coal from within less than two hundred (200) feet from the oil or gas well?
- A. When approval is obtained from the MHST.
13. Q. What procedures necessary before a mine operator may obtain approval to mine from within less than two hundred (200) feet of an oil or gas well?
- A. The operator should file an application and petition with MHST and the well operator, together with a map showing the size of the pillars to be left around the well and the proposed plan of mining within less than two hundred (200) feet of the well.
14. Q. How often must maps showing the progress of mine workings within two hundred (200) feet of oil and gas wells be extended?
- A. Once every six (6) months.
15. Q. A mine map showing the location of pipelines, location of valves, and fire taps is required to be kept where?
- A. At the mine office at all times.

[illegible]

FIRE BOSS



FIREBOSS

1. Q. Who is responsible for the employment of a mine examiner (fireboss) at each coal mine?
A. Mine operator.
2. Q. What qualifies a person to be a mine examiner (fireboss)?
A. A person that holds a certificate of competency for such position issued to him by MHST after passing an examination.
3. Q. What signal shall be prepared at the mine entrance by the mine examiner (fireboss) at the beginning of a shift or prior to the mine foreman entering the mine to make his examination?
A. A danger signal with red color.
4. Q. When the mine is reported to be safe by the mine examiner (fireboss) what change shall be made to the danger signal?
A. The danger signal shall be changed to indicate that the mine has been examined and is safe.
5. Q. What area of a mine shall the mine examiner (fireboss) examine?
A. Designated definite underground area of the mine that the mine examiner has been assigned.
6. Q. What shall the mine examiner (fireboss) examine in the assigned area?
A. All active working places in the assigned area and make tests with a permissible flame safety lamp or other approved device for accumulations of methane and oxygen deficiency, examine seals and doors, examine and test the roof, face, and ribs in the working places and on active roadways and travelways, approaches to abandoned workings and accessible falls in active sections.
7. Q. What evidence shall be left by the mine examiner (fireboss) that the required examination was performed?
A. The mine examiner shall place their initials and date at or near the face of each place examined.
8. Q. If during the examination the mine examiner (fireboss) finds a condition which is considered dangerous to persons entering such areas, what action shall be taken.
A. The examiner shall place a conspicuous danger sign at all entrances to such place or places.

9. Q. After completing the examination of the assigned area designated to the examiner, how shall the findings be reported?
- A. The examiner shall report the results of the examination by communications or in person to a certified person designated by mine management to receive and record such report at a designated station on the surface of the mine.
10. Q. What record shall be kept by the mine examiner (fireboss) of the results of the examination?
- A. The mine examiner (fireboss) shall record the results of the examination with ink or indelible pencil in a book prescribed by the Director of MHST at a place on the surface of the mine designated by mine management.
11. Q. In addition to the pre-shift examination, what else is required of all construction and rehabilitation work areas?
- A. On shift examination made between third and fifth hour.

This image shows a single sheet of white paper with horizontal ruling lines. The lines are evenly spaced and run across the width of the page. There is no text or other markings on the paper.

VENTILATION



VENTILATION

1. Q. Where shall all main fans be installed?
A. On the surface.
2. Q. The main fan must be enclosed in what kind of housing?
A. Fireproof.
3. Q. The fan or fans shall be kept in what kind of operation?
A. Continuous operation.
4. Q. When shall all employees be removed from the mine when the fan stops?
A. If the ventilation is not restored within fifteen (15) minutes.
5. Q. What shall be done before persons return to the mine after ventilation is restored?
A. The mine shall be examined by a certified person.
6. Q. When the fan stops and ventilation is restored within fifteen (15) minutes, what must be done?
A. The face regions and other places in the affected area shall be re-examined by a certified person.
7. Q. How many opening are necessary to provide adequate ventilation?
A. At least two (2).
8. Q. What is the maximum distance that mines may be developed underground before mechanically operated fans are required?
A. Two hundred (200) feet.
9. Q. How shall mine ventilation be obtained?
A. By the use of fans, mechanically operated.
10. Q. What action shall be taken in the event of an accident to the ventilation fan?
A. The miners shall be ordered to withdraw from the face regions and other affected areas immediately and the power disconnected.

11. Q. What are the two systems of ventilation?
A. Blowing and exhaust.
12. Q. What is the ventilating pressure?
A. Pressure which must be exerted upon an air current to overcome the mine resistance.
13. Q. How is the ventilating pressure measured?
A. With pressure-recording gages or water gages.
14. Q. How is the ventilating pressure produced by fans?
A. By the speed by which the fan is operating, varying with the characteristics of the fan.
15. Q. What affect do obstructions in airways have upon the quantity of air circulated, the fans speed remaining constant?
A. The quantity is decreased.
16. Q. What affect do short circuits have upon the quantity of air circulated, the fans speed remaining constant?
A. The quantity is increased.
17. Q. What affect does a decrease in mine resistance have upon the performance of a fan?
A. The fan is enabled to circulate and increased quantity of air with no increase in the ventilating pressure.
18. Q. What is the benefit of decreased mine resistance when it is not necessary to increase the quantity of air in circulation?
A. A saving in power can be affected by reduced fan speed.
19. Q. What is meant by natural ventilation?
A. Movements of air produced by differences in the weights of air columns or by differences in temperature.
20. Q. How is natural ventilation produced?
A. By the difference in weight of air due to the difference in temperature between outside air and mine air or by difference in pressures.

21. Q. Why is natural ventilation not reliable?
- A. The direction may reverse with weather conditions, and when the outside temperature approximates the inside temperature, movement may cease.
22. Q. What means of ventilation is prohibited in any mine?
- A. Ventilation by means of a furnace.
23. Q. What is the most reliable means of producing ventilation in a mine?
- A. A mechanically operated fan.
24. Q. With what instruments should all main fans be provided?
- A. Pressure recording gages or water gages.
25. Q. What common types of fans are used?
- A. Centrifugal and axial flow fans.
26. Q. How must a mine fan installation be protected from an explosion?
- A. By explosion doors, or a weak wall.
27. Q. What is the purpose of explosion doors?
- A. To relieve the pressure of an explosion before it reaches the fan.
28. Q. How must fan buildings be constructed?
- A. With incombustible materials, equipped with fireproof air ducts and provided with explosion doors or a weak wall.
29. Q. Where shall fans be located with respect to mine openings?
- A. They should be offset not less than fifteen (15) feet from the nearest side of the mine opening and connected to the opening by means of air ducts.
30. Q. Why should fans not be located in a mine opening?
- A. Because of the possibility of their destruction in the event of a mine explosion.

31. Q. Under what circumstances may the fan be placed in front of or over a mine opening?
- A. When the opening is not in a direct line with possible forces coming out of the mine, and there is another opening having explosion doors or a weak wall in direct line of forces coming out of the mine.
32. Q. What electrical requirement is necessary for mine fans?
- A. They must be operated from an independent power circuit.
33. Q. How should man doors at fans be installed?
- A. In pairs to form an air lock.
34. Q. Why should main fans be reversible?
- A. So that the air current can be reversed in case of fire or explosion, if deemed advisable.
35. Q. How are mine fans made reversible?
- A. By an arrangement of air doors in fan housing or in the mine, or by changing the direction of rotation of disc fans.
36. Q. What is meant by the normal rated capacity of a fan?
- A. It is the capacity specified by the manufacture at which best efficiency is obtained.
37. Q. Where multiple fans are used, are neutral areas permitted?
- A. No.
38. Q. What quantity of air must be delivered to the intake of a pillar line?
- A. Nine thousand (9,000) cubic feet of air per minute.
39. Q. What shall be made part of pillar recovery plans relative to ventilation?
- A. A bleeder system shall be established to prevent accumulation of gas in such areas.
40. Q. How much air must be delivered to the intake of the pillar line if a bleeder return is closed as a result of roof falls or water during pillar recovery operations?
- A. At least twenty thousand (20,000) cubic feet of air per minute.

41. Q. How should pillar lines be ventilated?
- A. By keeping the ventilating current along the pillar line.
42. Q. Where are bleeders found?
- A. Bleeders will be found around pillared areas.
43. Q. What are bleeders used for?
- A. For the ventilation of gob areas.
44. Q. What is line brattice?
- A. It is a curtain erected from the last crosscut to the face.
45. Q. While tubing, line brattice, or other ventilation devices are being installed in by the machine operator, what must be done?
- A. Production activities in the working faces shall cease.
46. Q. When a line brattice or other types of ventilating controls are damaged, in a working place, to the extent that face ventilation is inadequate, what action should be taken?
- A. Repairs to the ventilating controls shall be made immediately.
47. Q. What material shall not be used to construct stoppings?
- A. Gob.
48. Q. What is the principal requirement for permanent stoppings?
- A. They should be air tight.
49. Q. How must stoppings be constructed to seal an abandoned area?
- A. The sealing shall be done with incombustible material in a manner prescribed by the Director of MHST and one or more of the seals shall be fitted with a pipe and cap or valve to permit the sampling of gases and measuring of hydrostatic pressure behind the seals.
50. Q. When and where should brattice material stoppings be used?
- A. Only temporarily, in next to the last open crosscut.

51. Q. What are stoppings?
A. Partitions erected across openings.
52. Q. What is the purpose of a stopping?
A. To prevent short-circuiting of the air, and help provide adequate face ventilation.
53. Q. What materials are used to construct stoppings?
A. Incombustible materials.
54. Q. When should stoppings be completed?
A. They should be completed promptly, as required.
55. Q. What kind of material shall be used to construct stoppings between intake and return airways not required for the passage of air and equipment?
A. Incombustible or a fire resistant material.
56. Q. What is the purpose of a line brattice?
A. To conduct an air current to the working face.
57. Q. When brattice cloth is used, what precautions should be taken against fire?
A. The brattice should be flame resistant.
58. Q. How should the space behind line brattice be maintained?
A. Clean and open for the free flow of air.
59. Q. In continuous miner operations, what are the disadvantages of line brattice?
A. Line brattice cannot be extended in by the machine and therefore does not conduct the air current to the face where it is needed.
60. Q. What are the advantages of properly installed auxiliary fans and tubing in continuous miner operations?
A. The air can be directed to the face where needed.

61. Q. Auxiliary fans and tubing shall be permitted to be used in lieu of or in conjunction with....?
- A. Line brattice.
62. Q. How shall the auxiliary fan be located and operated?
- A. To avoid recirculation of air at any time.
63. Q. What are the requirements pertaining to auxiliary fans?
- A. They shall be approved and maintained as permissible.
64. Q. What shall be done if the auxiliary fan is stopped or fails?
- A. The electrical equipment in the place shall be stopped and the power disconnected at the power source until ventilation in the working place is restored.
65. Q. When shall the power to the auxiliary fan be switched off?
- A. If the air passing through the auxiliary fan or tubing contains in excess of one percent (1%) methane (CH₄).
66. Q. How is the ventilating current controlled?
- A. By the use of stoppings, doors, overcasts, undercasts, regulators, check curtains, line brattice and auxiliary fans.
67. Q. What means shall be used to insure ventilation at faces where unusual quantities of gas or smoke may exist?
- A. Line brattice or other approve methods of ventilation should be used.
68. Q. What means must be used to insure ventilation at faces where crosscuts are driven in excess of eighty (80) feet apart?
- A. Line brattice, fans and other approved methods of ventilation shall be used.
69. Q. What is an overcast or undercast?
- A. It is an enclosed airway constructed to provide a means for one air current to cross another without mixing.
70. Q. What are the main requirements of an overcast?
- A. To provide sufficient area for the air current and to permit a smooth uninterrupted flow of air.

71. Q. How shall overcasts be constructed and maintained?
A. Constructed of incombustible material, maintained in good condition.
72. Q. Why are overcasts generally preferred to undercasts?
A. Undercasts might be easily filled with debris or water and are therefore seldom used unless it is not practical to construct an overcast.
73. Q. How does overcasts aid haulage?
A. They eliminate the necessity for doors on the haulage road.
74. Q. How does overcasts aid ventilation?
A. They permit frequent splitting of the air allowing the air to pass only over one section or one portion of a mine.
75. Q. What are some of the common errors made in construction of overcasts?
A. Rough and abrupt interruptions to the ventilating current, and insufficient area.
76. Q. What is a regulator?
A. A variable partial obstruction in an airway.
77. Q. What is the purpose of a regulator?
A. To control the distribution of the air by regulating the resistance to flow in an air split.
78. Q. How is a regulator usually constructed?
A. It usually is a stopping provided with an opening having a sliding door.
79. Q. What is the affect of a closing regulator on the quantity of air entering a split?
A. The quantity is decreased.
80. Q. Who determines where regulators are placed?
A. The mine foreman.
81. Q. Why are regulators essential to the ventilation of a mine?
A. They proportion the air to meet the requirement of each individual split.

82. Q. Where are the regulators usually placed in a mine?
A. In the return headings of each split of air.
83. Q. What is an advantage of having a regulator in the return near the end of a split of air?
A. It is out of the way and does not interfere with haulage.
84. Q. What is the purpose of ventilating doors?
A. To direct the course of ventilation and permit traffic to pass.
85. Q. How should a door be hung?
A. So that it will close automatically and tightly.
86. Q. How far apart should the doors of an air lock be placed?
A. At sufficient distance to accommodate a full trip of cars.
87. Q. What provision should be made to prevent a short circuit of a main ventilating current controlled by doors?
A. Doors shall be hung in pairs to form air locks unless mechanically operated.
88. Q. Why are doors in a mine objectionable?
A. If damaged or left open they permit short-circuiting of the air; they permit leakage, and unless built of incombustible material they constitute a fire hazard.
89. Q. Should haulage equipment be permitted to stand in doors or curtains?
A. No, never.
90. Q. When are doors advisable?
A. Where it is impracticable to use overcasts.
91. Q. Is the use of automatic doors preferable to ordinary doors?
A. Yes, but they should be inspected regularly and kept in operating condition.
92. Q. What are the requirements relative to the construction of doors placed on main haulage ways?
A. They should be built substantially and hung to close automatically.

93. Q. What precaution should a foreman take at the end of each shift to assure proper ventilation for the section?
- A. See that the doors on the section are closed.
94. Q. In what direction should doors swing to close?
- A. In the direction of the air current.
95. Q. What locations should be avoided when placing doors?
- A. Doors should be avoided on main haulageways when possible.
96. Q. What facilities should be provided for the passage of persons through doors where ventilating pressure prevents easy opening?
- A. Man doors.
97. Q. What is a check curtain?
- A. It is a temporary curtain erected to deflect air.
98. Q. What is the purpose of a check curtain?
- A. To deflect the air current from entries into working faces.
99. Q. Where should a curtain be used?
- A. Only within the limits of an active working section where leakage is not detrimental.
100. Q. What is a run through check curtain?
- A. A translucent curtain used to deflect air currents, while allowing passage of miners and mobile equipment without adversely affecting face ventilation.
101. Q. Who should be notified when position of brattice is changed?
- A. Operators of mobile equipment.
102. Q. How should face ventilation controls be installed?
- A. In the most efficient manner possible in order to provide the maximum ventilation.

103. Q. What shall be provided at or near the face of each entry or room before such places are abandoned?
- A. A crosscut.
104. Q. What shall be done to all workings which are abandoned?
- A. Sealed or ventilated.
105. Q. What shall be installed in one or more seals of every sealed area?
- A. A pipe and cap or valve to permit the sampling of gases and measuring of hydrostatic pressure behind the seals.
106. Q. In the event of a fire or explosion in any mine, the ventilation fan shall not be intentionally started, stopped, speed increased or decreased or the direction of the air current changed without whose approval?
- A. General mine foreman. However, if he is not available, a representative of MHST.
107. Q. Who shall prohibit any person to work where the quantity or quality of air required is not maintained?
- A. Operator or mine foreman.
108. Q. Before sealed areas are opened, who shall be notified?
- A. The Director of MHST.
109. Q. Who is responsible for keeping a careful watch over the ventilating apparatus and airways?
- A. The mine foreman.
110. Q. In all mines what shall be the quantity of air passing through the last open crosscut between the intake and return in any pair or set of entries?
- A. Nine thousand (9,000) cubic feet of air per minute.
111. Q. What is the minimum quantity of air allowed at all working faces in the working section?
- A. Three thousand (3,000) cubic feet of air per minute.
112. Q. How shall each working unit newly developed in virgin coal be ventilated?
- A. By a separate split of air.

113. Q. How much air shall be delivered to the last open cross cut when places are driven up to two hundred (200) feet without providing a connection that will allow the free flow of air currents?
- A. Twelve thousand (12,000) cubic feet of air per minute.
114. Q. How can the ventilation of large abandoned areas be avoided?
- A. By sealing them.
115. Q. What should be done when conveyors are extended through stoppings?
- A. A box check should be erected to prevent excessive air leakage.
116. Q. How are places ventilated between shifts, weekends, and idle shifts, in places where auxiliary fans and tubing are used?
- A. Line brattice or other equivalent shall be provided to face areas to prevent accumulation of methane.
117. Q. What is the purpose of mine ventilation?
- A. To provide sufficient pure air to the employees and to dilute, render harmless, and carry away the dangerous and noxious gases and dust.
118. Q. What is the minimum distance permitted between slope and drift openings?
- A. Fifty (50) feet.
119. Q. What is the minimum distance permitted between shaft and slope openings?
- A. One hundred (100) feet.
120. Q. What is the minimum distance between shaft openings?
- A. Three hundred (300) feet.
121. Q. What maximum number of miners may be employed in a mine before ample ventilation is required?
- A. In all mines where one or more miners work.
122. Q. How long shall a mine be ventilated?
- A. Continuously throughout its operating life.

123. Q. How is a mine ventilated?
- A. By coursing the air through the intake airways to the working faces and returning it to the outside by return airways.
124. Q. What must be the minimum oxygen content of the air delivered to working places?
- A. 19.5 percent (19.5%).
125. Q. What percentage of noxious or poisonous gases can be tolerated?
- A. None.
126. Q. What is the maximum carbon dioxide content allowed in air delivered to working places?
- A. 0.5 percent (0.5%) carbon dioxide.
127. Q. What are the main requirements of an intake opening?
- A. That it be unobstructed, fireproof, and located away from possible sources of contamination to the air.
128. Q. What are the main requirements of airways?
- A. That they are of sufficient area and kept free from obstructions.
129. Q. What is a common fault of the two entry system?
- A. Insufficient area and falls restrict the volume and increases the resistance, resulted in inefficiency.
130. Q. Through what portions of a mine must the air current not be permitted to pass before reaching working places?
- A. Through abandon workings not regularly inspected or air which has been used to ventilate a pillared section.
131. Q. Why should idle dead-end places not be permitted?
- A. Ventilation is uncertain and gases may accumulate.
132. Q. Where is it prohibited to turn rooms?
- A. In advance of the ventilating current.

133. Q. What is the maximum distance that straight places may be driven beyond the last open crosscut?
- A. Two hundred (200) feet.
134. Q. When miners are discovered working in places in advance of air currents, what action should be taken?
- A. Such miners should be withdrawn immediately.
135. Q. How often must the air currents be measured in airways?
- A. At least weekly.
136. Q. Should ventilation be shifted from idle sections to active sections on different shifts?
- A. No.
137. Q. When should changes in ventilation be made?
- A. When the mine is idle.
138. Q. What is the speed of a ventilating current called?
- A. The velocity.
139. Q. Why should excessively high velocities in a mine be avoided?
- A. High velocities increase the necessary ventilating pressure and power consumption, keep coal dust in suspension, and may cause discomfort to the workers.
140. Q. Why should extremely low velocities be avoided?
- A. Low velocities will not properly sweep out gases.
141. Q. How may high velocities be avoided?
- A. By the use of airways of adequate cross-sectional area and by splitting the air current.
142. Q. What must be overcome to pass a ventilating current through a mine?
- A. Mine resistance.
143. Q. What is mine resistance?
- A. The resistance of the surface, bends, and obstructions in the airways to the passage of air.

144. Q. How can the mine resistance be decreased without decreasing the volume of air or changing its course?
A. By enlarging and cleaning airways.
145. Q. How does the mine resistance vary in relation to the velocity?
A. The mine resistance varies directly as the square of the velocity.
146. Q. What affect to constricted airways have upon mine resistance?
A. Constricted airways increase resistance by offering a greater proportion of rubbing surface for the effective area and by requiring increased velocity for a given quantity of air.
147. Q. What affect do constricted airways have upon velocity when the volume of air remains constant?
A. The velocity is increased in inverse proportion to the area.
148. Q. What affect do constricted airways (reduced in area throughout in length) have upon velocity when the ventilating pressure remains constant?
A. The velocity of the main ventilating current is decreased.
149. Q. On what air current shall haulage be placed?
A. On the intake.
150. Q. How can the main haulage of a mine be placed on fresh air when the mine is ventilated by a blowing system?
A. By the use of air locks or by placing the main haulage on a separate split of air.
151. Q. What is the advantage of having the main haulage on the intake in the event of an explosion?
A. Entrance to the mine is more easily obtained.
152. Q. What is meant by splitting a ventilating current?
A. Dividing the main current into separate individual currents.
153. Q. What affect does splitting the air have upon mine resistance?
A. The mine resistance will be decreased.

154. Q. What is an air split?
- A. A portion of the main ventilating current forming a continuous current throughout a definite part of the mine.
155. Q. What affect does a cold intake current of air have upon the dampness of a mine?
- A. As the temperature of the air rises, moisture is absorbed and the mine surfaces become dry.
156. Q. What affect does high humidity and high temperature have upon persons working?
- A. The temperature of the body cannot be dissipated by the evaporation of perspiration and such conditions cause discomfort to the workers.
157. Q. How would the temperature of the return air differ from the intake during extreme hot or cold weather?
- A. Temperatures of the return air are usually moderate.
158. Q. What is the main disadvantage of having the intake near the dumping point?
- A. Dust from the dumping point is frequently carried into the mine.
159. Q. What must be done where coal is dumped near air intake openings?
- A. Reasonable provisions must be made to prevent dust from entering the mine.
160. Q. What may be the disadvantage of having the coal shaft or slope on the intake during cold weather?
- A. Freezing temperatures may interfere with operations.
161. Q. What may be the disadvantage of having workers in return air in a mine?
- A. The return may contain an explosive mixture of gas.
162. Q. What is short circuiting of the air?
- A. Permitting it to enter the return before reaching the faces.
163. Q. What is rigid foam?
- A. Rigid foam is a stiff cellular material formed when two liquid chemical compounds are mixed in a specially designed spray gun and sprayed on to a surface such as concrete, steel, wood, rock, or coal.

164. Q. What are some of the advantages of rigid foam?
- A. It is an excellent sealing material, it is strong enough to be able to be sprayed on brattice cloth or wire mesh, resists crushing, and is easy to apply.
165. Q. What affect does splitting the air current have upon an explosion?
- A. Air splitting reduces possibility that an explosion will propagate from one section to another.
166. Q. What should be the minimum dimensions of man doors in permanent stoppings or overcasts?
- A. Thirty (30) inches square.

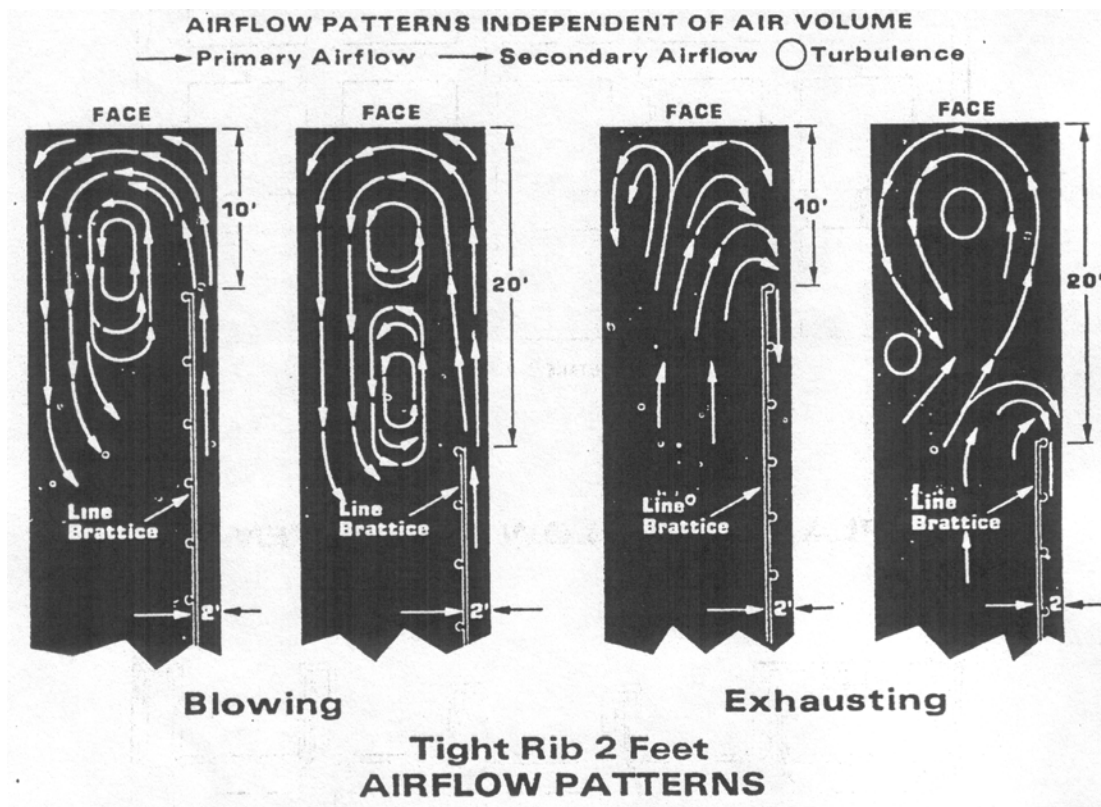


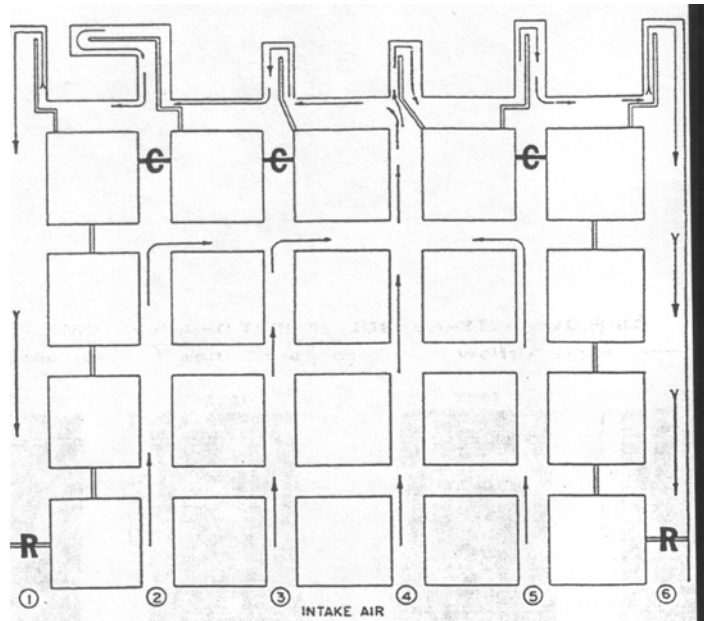
167. Q. At what intervals shall man doors be installed between intake and return airways?
- A. Five hundred (500) feet when the height of the coal is over forty eight inches.
Three hundred (300) feet when the height of the coal is under forty eight inches.
168. Q. What must shuttle car operators do before passing through a check or door?
- A. Must always sound an alarm.
169. Q. How close to checks and doors can mobile equipment be parked?
- A. At least fifteen (15) feet away from check or door.

170. Q. What causes air to circulate through a mine?
A. The difference in pressure between the intake and return.
171. Q. How is the difference in pressure between the intake and the return created?
A. By difference in temperature, elevation or by mechanical means.
172. Q. What is meant by the rubbing surface?
A. The surface of an airway in contact with the air current.
173. Q. What shape of airway is most efficient for ventilation?
A. A circle.
174. Q. What is meant by the perimeter of an air way?
A. The distance as measured around it's cross-sectional area.
175. Q. What is cross-sectional area of an airway?
A. The number of square feet enclosed within it's perimeter.
176. Q. What factors determine the mine resistance?
A. The area, perimeter and length of airways, the velocity and the coefficient of friction.
177. Q. What is the coefficient of friction?
A. The resistance of one square foot of rubbing surface to an air current with a velocity of one foot per minute.
178. Q. How can the rubbing surface of an airway be calculated?
A. Multiply the length by the perimeter.
179. Q. How can the unit ventilating pressure of a mine be calculated?
A. By multiplying the coefficient of friction by the product of rubbing surface of the airways and the square of the velocity and dividing by the area.

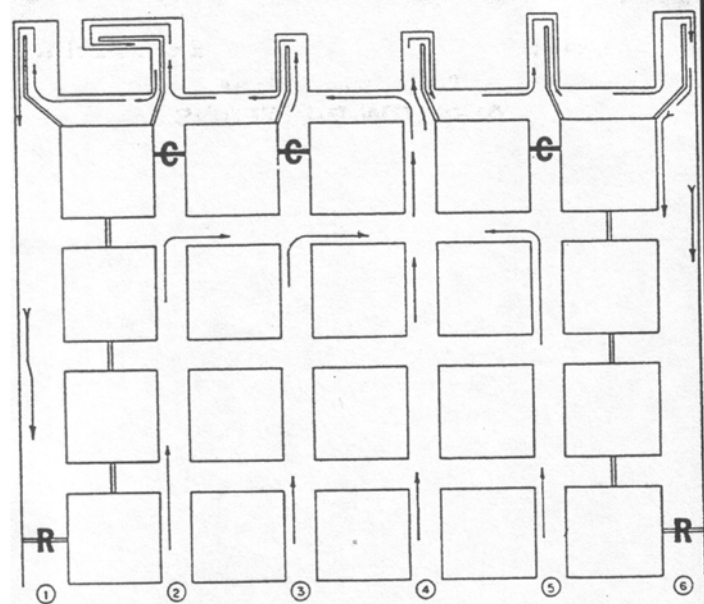
180. Q. When calculating the unit ventilating pressure of a mine, what unit of pressure is determined?
- A. The pressure in pounds for each square foot of sectional area.
181. Q. What is used to isolate the intake air escapeway entry from other entries?
- A. Permanent stoppings.
182. Q. How is the quantity of air in a ventilating current determined?
- A. By multiplying the area of an airway by the velocity in feet per minute.
183. Q. How is the total mine pressure calculated?
- A. By multiplying the unit pressure by the cross-sectional area of the airways.
184. Q. What is horsepower?
- A. The work required to raise thirty three thousand (33,000) pounds one foot per minute.
185. Q. How is calculation made to find the horsepower required to move a ventilating current?
- A. By dividing the foot pounds per minute by thirty three thousand (33,000).
186. Q. If an airway is twelve (12) feet wide and six (6) feet high, what is the area?
- A. Seventy two (72) square feet.
187. Q. If the area of an airway is sixty (60) square feet and the quantity of air is thirty thousand (30,000) cubic feet per minute, what is the velocity?
- A. Five hundred (500) feet per minute.
188. Q. An airway fourteen (14) feet wide and four (4) feet high is passing twenty five thousand (25,000) cubic feet of air per minute, what is the velocity?
- A. 446.4 feet per minute.
189. Q. What is the quantity of air passing through an airway ten (10) feet wide and five (5) feet high, if the velocity is three hundred (300) feet per minute?
- A. Fifteen thousand (15,000) cubic feet per minute.

190. Q. If an airway is eight (8) feet wide and four (4) feet high what is the perimeter?
A. Twenty four (24) feet.
191. Q. What is the maximum number of persons permitted to work on a single current of air?
A. Eighty (80) persons with a permit.
192. Q. While miners are working to provide the necessary amount of air, what other persons are permitted to enter that part of the mine affected?
A. No person, except those actually employed in the necessary repair work.
193. Q. How may rectifiers be ventilated?
A. They may be ventilated on the intake air.

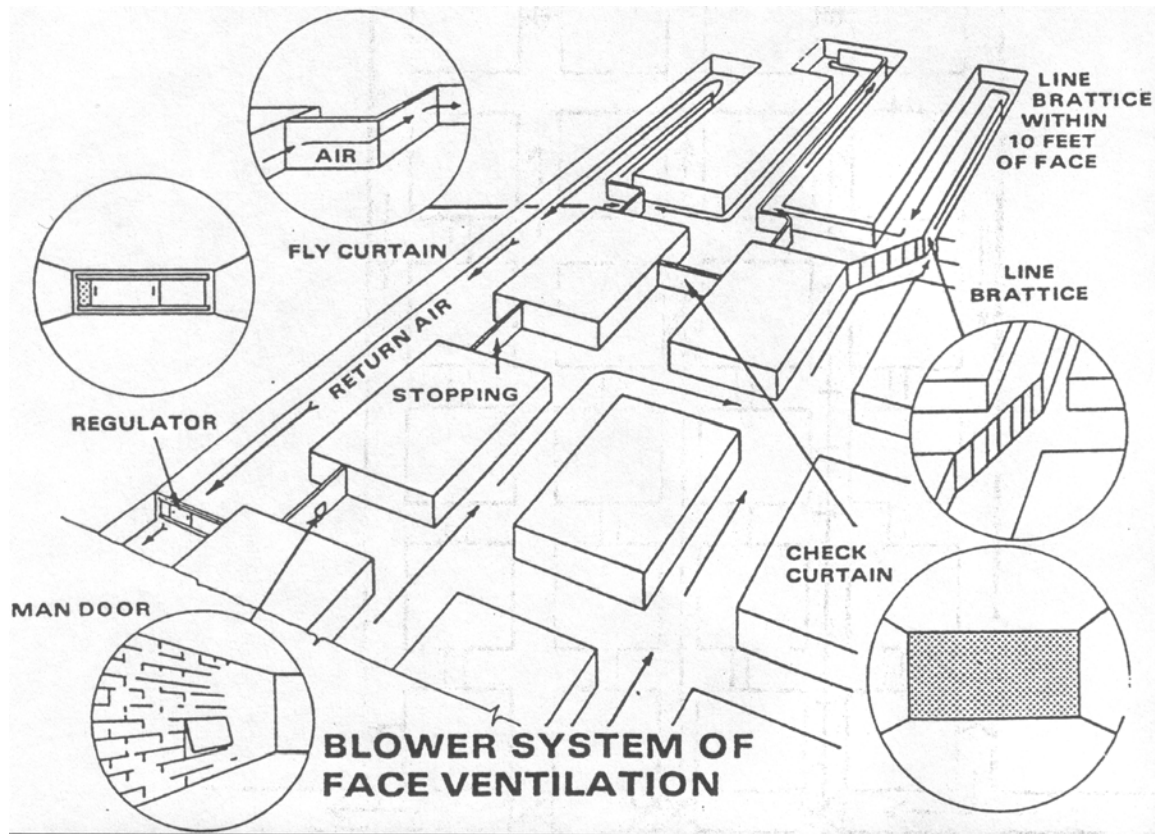




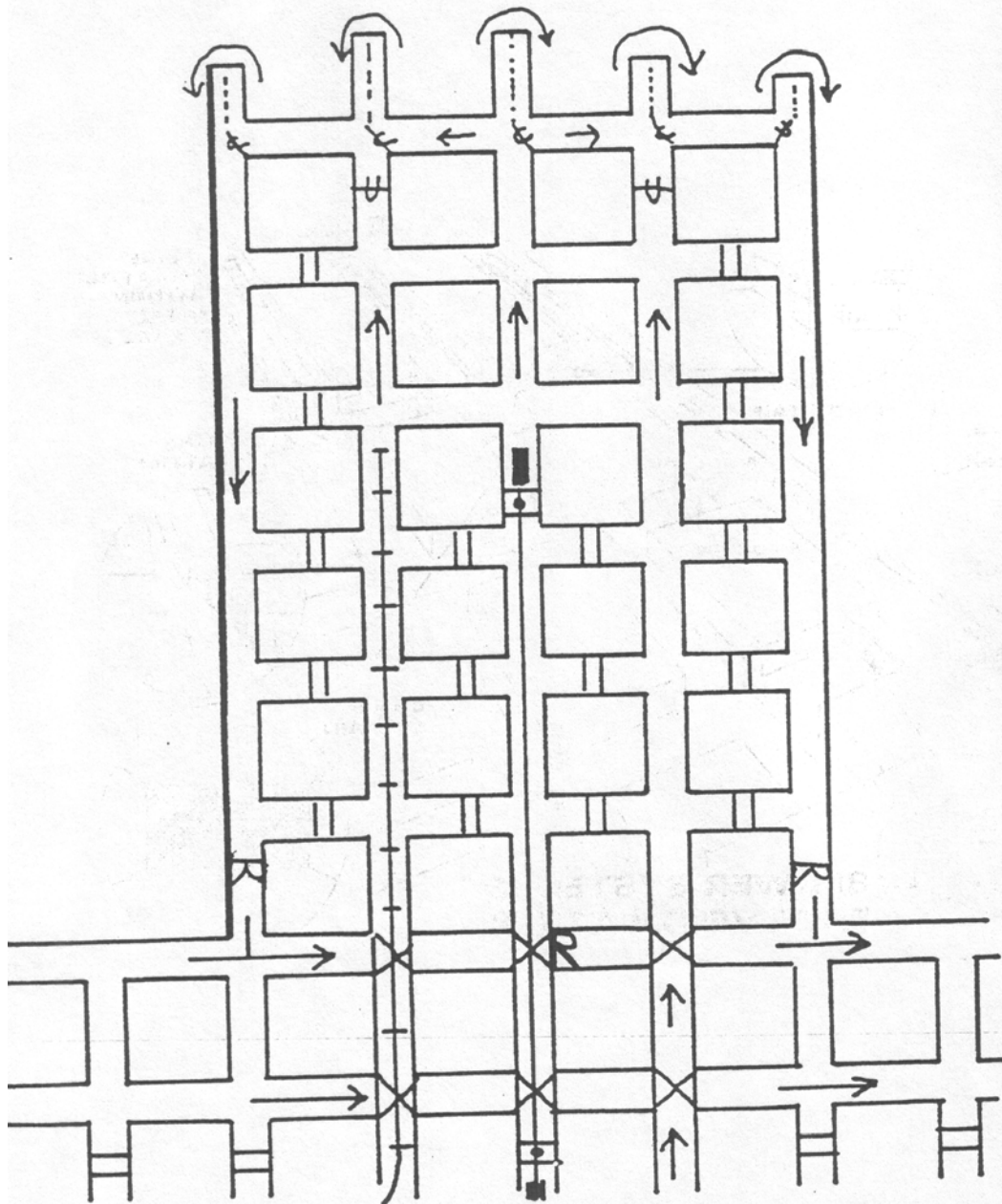
PLAN VIEW-BLOWING SYSTEM



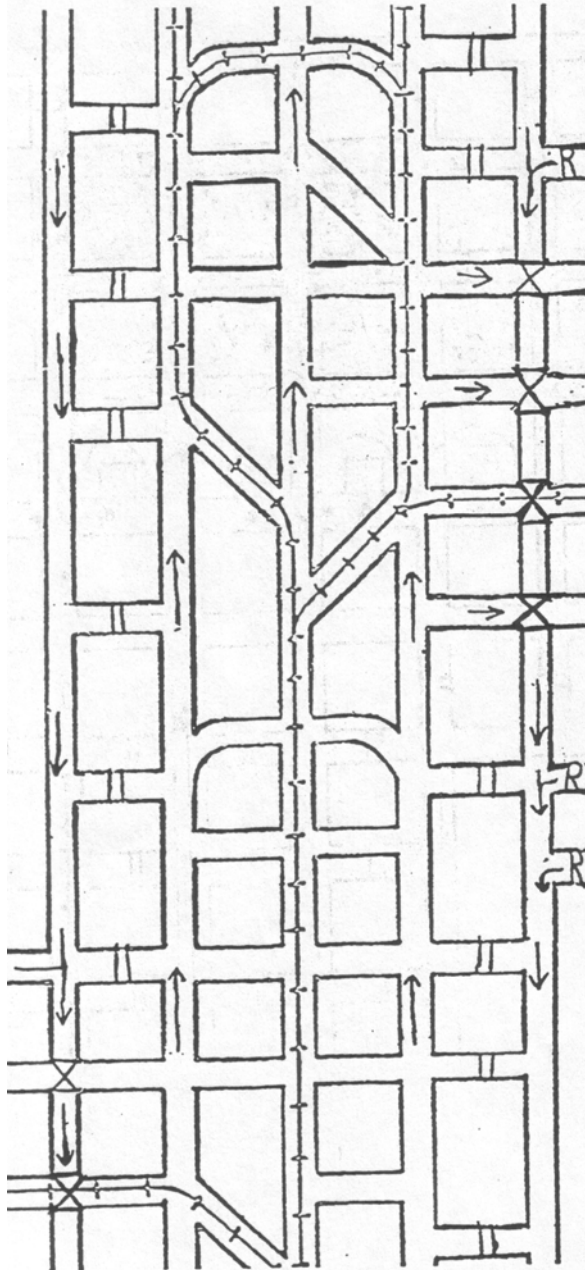
PLAN VIEW-EXHAUST SYSTEM



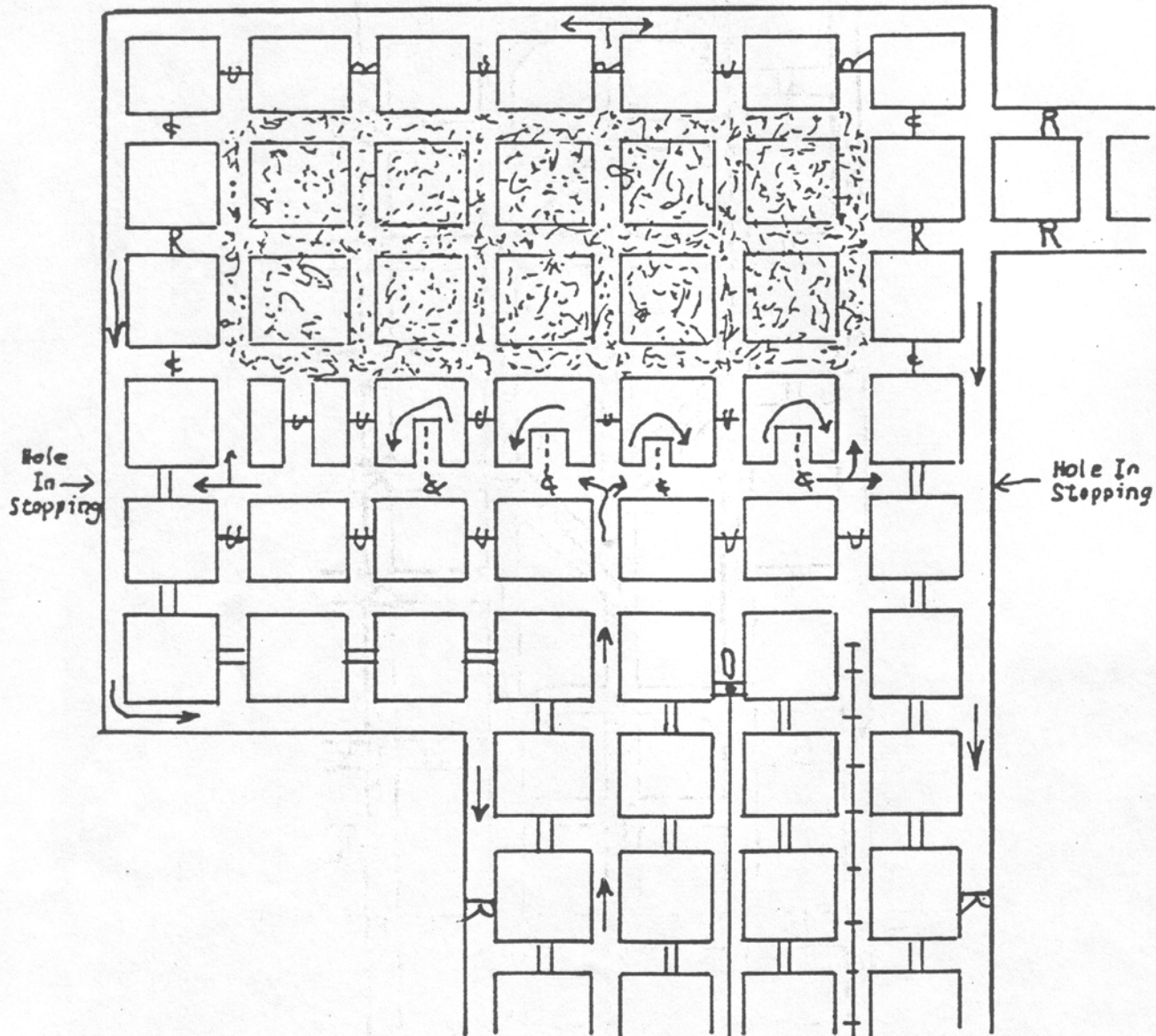
SOLID SECTION VENTILATION



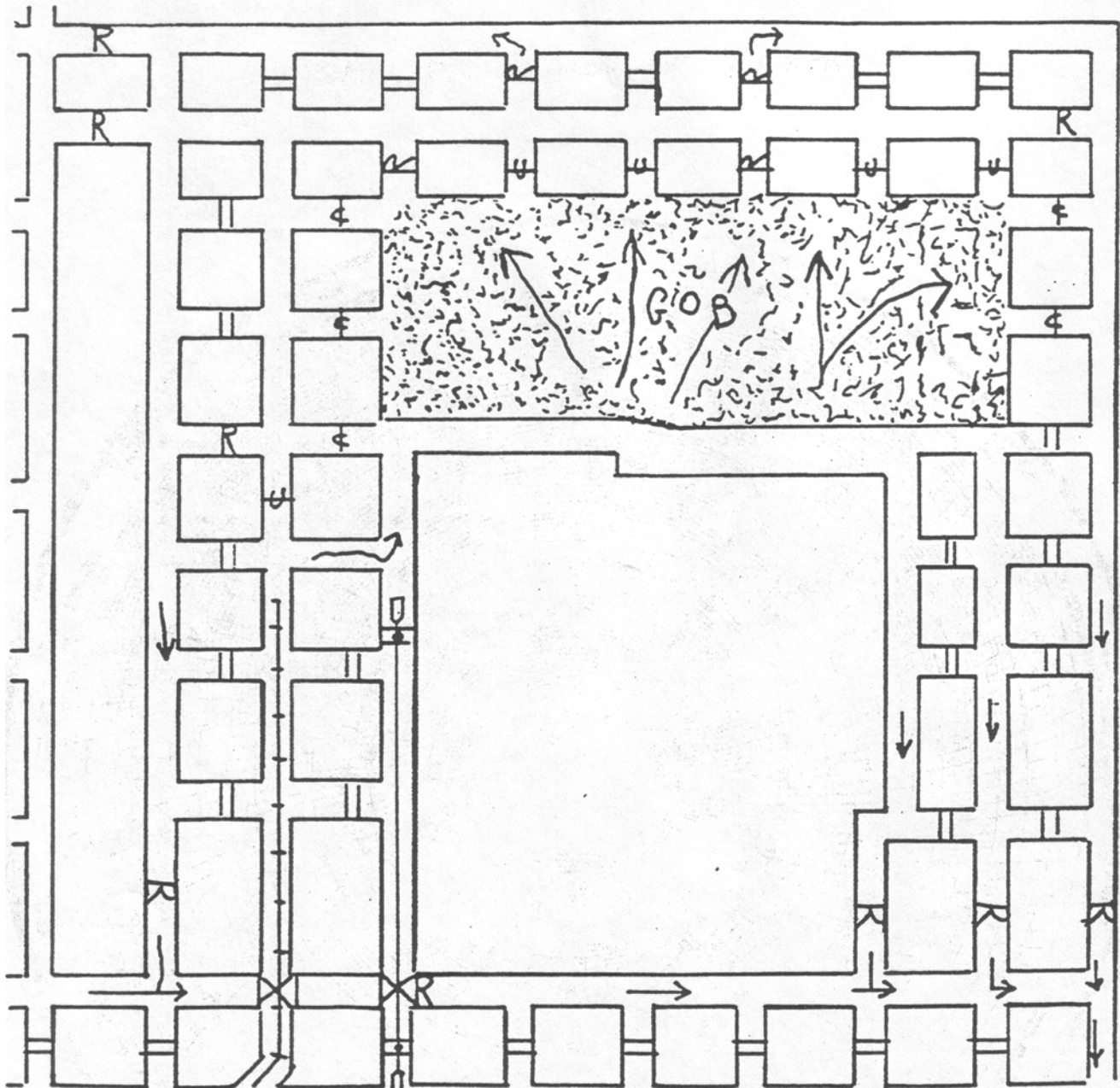
MAINLINE VENTILATION



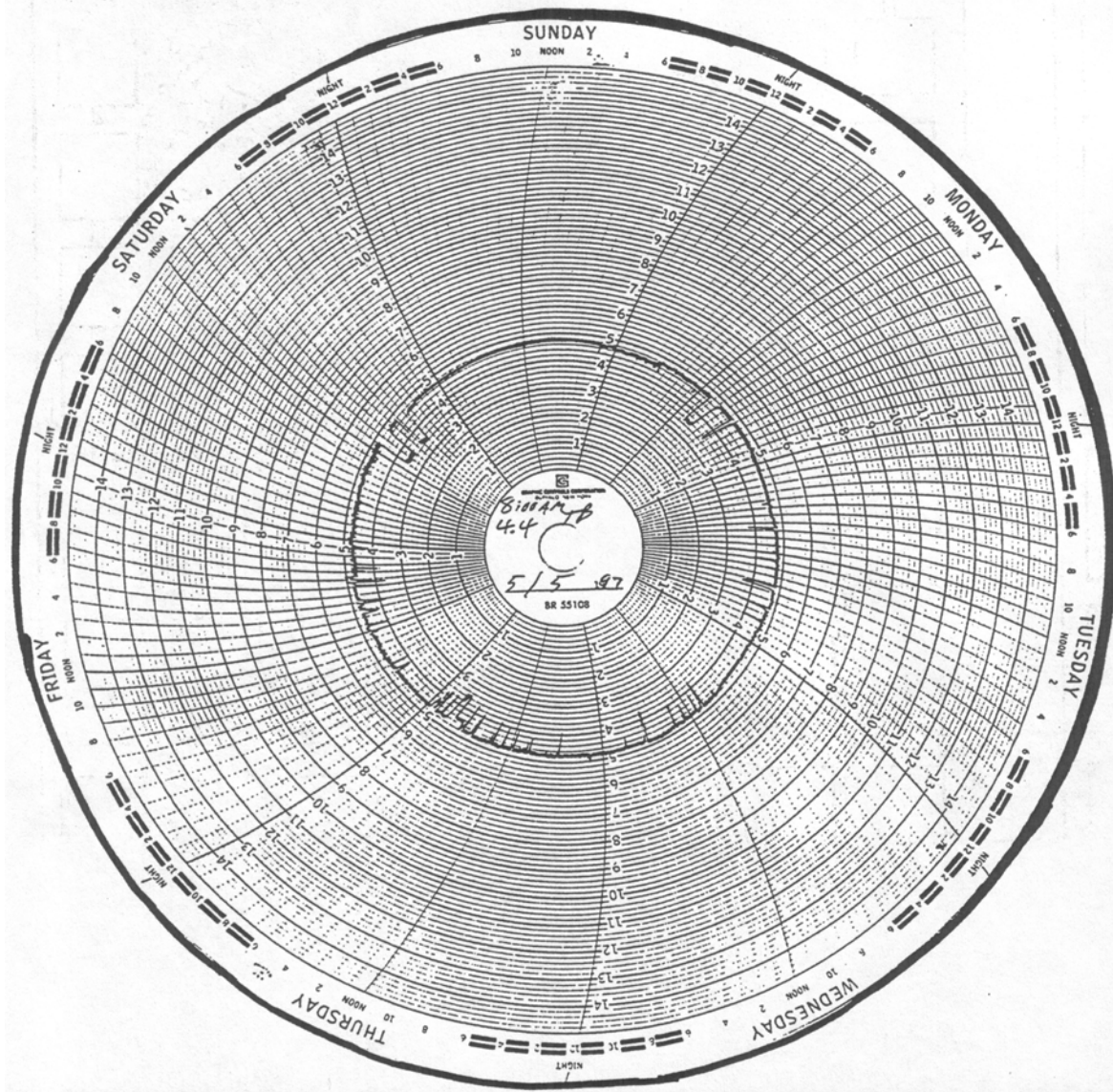
PILLAR SECTION VENTILATION



LONGWALL SECTION VENTILATION



PRESSURE RECORDING GAUGE CHART



[illegible]

MINING METHODS


SHAFT



SLOPE



DRIFT



MINING METHODS

1. Q. What is a coal bed?
A. A coal seam; a large deposit or layer of coal.
2. Q. What are coal pillars?
A. Blocks of coal left to support the overburden.
3. Q. What is pillar extraction?
A. Removal of the supporting coal pillars during retreat or second mining.
4. Q. When planning the layout of a new mine, what governs the width of rooms and pillars?
A. The depth of cover and the character of the roof, floor and coal bed.
5. Q. What is the principal system of mining in West Virginia?
A. The room and pillar system.
6. Q. Which is more desirable for a large mine, a double entry system or a multiple entry system?
A. A multiple entry system.




7. Q. Why is a multiple entry system more desirable than double entries?
A. Positive ventilation is more easily obtained and the bad effects of falls are lessened.
8. Q. What may be the result of an irregular pillar line?
A. Pillars not mined in proper sequence prevent good falls which relieve the weight on the pillars and extraction is made difficult and dangerous.
9. Q. What is the panel system?
A. A system in which the coal is mined in panels, with barrier protection between panels.
10. Q. What are the practical advantages of the panel system?
A. It provides for better control of ventilation, increased safety, and guards against squeezes.
11. Q. What may be the result of wide rooms and standing narrow pillars?
A. Effective ventilation may be difficult and squeezes and creeps may occur.
12. Q. What is a creep?
A. The action of an excessive weight upon a weak floor or roof causing the floor to heave or the roof to sag.
13. Q. What is a cleat?
A. The vertical planes of breakage in a coal bed. The planes of easiest breakage are called "face cleats" and lesser planes, at about right angles are called butt cleats.
14. Q. What are contours?
A. An imaginary line, every point of which is the same elevation.
15. Q. What is elevation?
A. The height or altitude of a point above sea level.
16. Q. What is a fault?
A. A fracture of strata along which there has been movement of the two (2) sides relative to one another, often applied to "erosion faults" where the coal has been eroded and replaced by other sedimentary material.
17. Q. What is outcrop?

- A. The part of a coal seam that appears at or near the surface.
18. Q. What is a shaft?
- A. A vertical hole between the coal seam and the surface, large enough for the passage of workers or for ventilation of the mines.
19. Q. What is a slope?
- A. An inclined passage driven from the surface to the coal seam.
20. Q. What is a spad?
- A. A flattened nail driven into a wooden plug which serves as a survey station in the roof of an underground mine.
21. Q. How can a squeeze be avoided?
- A. By providing pillars of sufficient strength and by obtaining adequate falls by thorough and systematic mining.
22. Q. How can a creep be stopped?
- A. By rapid extraction of pillars to obtain a break and by leaving pillars of sufficient strength to protect adjoining sections.
23. Q. What is a bump?
- A. Bursting of coal caused by excessive pressure.
24. Q. What are abandoned workings?
- A. Excavation, either caved or sealed, that is deserted and in which further mining is not intended, or open workings which are ventilated and not inspected regularly.
25. Q. What are active workings?
- A. All places in a mine that are ventilated and inspected regularly.
26. Q. What is a drift?
- A. A horizontal or approximately horizontal opening through the strata or in a coal seam and used for the purpose of ventilation, drainage and the transportation of people and materials, in connection with the mining of coal.
27. Q. What are inactive workings?
- A. All portions of a mine in which operations have been suspended for an indefinite

period, but have not been abandoned.

28. Q. What is return air?
- A. A volume of air that has passed through and ventilated all working places in a mine section.
29. Q. What is a working face?
- A. Any place in a coal mine in which work of extracting coal from its natural deposit in the earth is performed during the mining cycle.
30. Q. What is a working place?
- A. The area of a coal mine inby the last open crosscut.
31. Q. What is a working section?
- A. All areas of the coal mine from the loading point of the section to and including the working faces.
32. Q. What is long wall mining?
- A. The extraction of coal from its natural deposit along a continuous face generally three hundred (300) to one thousand (1000) feet long.



33. Q. The sudden explosion of coal and/or rock from one or more pillars or faces, accompanied by a violent release of energy is called?
- A. Outburst.

34. Q. Who is responsible to develop a plan for recovery of chocks and/or shields?
A. The operator.
35. Q. In longwall mining, the two-way communications shall be provided at the?
A. Headgate, tailgate and across each longwall section face.
36. Q. On all longwall mining sections producing coal, when shall all emergency de-energizing devices be checked for proper functioning?
A. At the beginning of each coal producing shift.
37. Q. At no time shall more than how many de-energizing devices be malfunctioning while longwall mining operations are in progress?
A. One (1)
38. Q. Who is permitted to cross the longwall section face conveyor while it is in operation?
A. No one.
39. Q. Who must be present when cutting or welding is done on longwall face equipment?
A. A certified foreman.
40. Q. How many feet outby the longwall working face must first-aid equipment be maintained?
A. Not to exceed one hundred fifty (150) feet.
41. Q. Where shall an accessible travel route be maintained at all times on longwall sections?
A. At the tailgate.
42. Q. What action is required before work is performed in the pan line or on the face side of the pan line?
A. Such equipment shall be de-energized and locked out.
43. Q. What action is required prior to starting a longwall face conveyor?
A. An effective warning signal shall be given.

[illegible]

ROOF CONTROL



COMMON ROOF BOLTS

CONVENTIONAL ROOF BOLTS -- A conventional roof bolt is a tension-type roof bolt. As the bolt is tightened, the shell expands against the wall of the hole. The installation torque is normally 120 to 200 foot pounds, as specified in manufacturers recommendations.

FULLY GROUTED RESIN RODS -- A fully grouted resin rod is a non-tension type roof bolt. A resin cartridge is inserted into a drilled hole. A rebar rod follows the resin into the hole. The bolt is then rotated, mixing the resin. When the resin hardens, anchorage is provided along the full length of the bolt.

TENSION REBAR -- A tension rebar bolt is normally installed with two or three feet of resin. The bolt is rotated a few seconds to mix the resin, then stopped and held a few seconds. After the resin hardens, the bolt is rotated a second time. A soft pin or dome nut will shear and the bolt will tighten to the desired torque.

MECHANICAL ANCHOR-RESIN ASSIST -- A mechanical anchor-resin assist roof bolt has a mechanical anchor like the conventional bolt and uses one to two feet of resin to enhance the anchor zone of the bolt. Some mixing occurs as the resin flows by the mechanical anchor. The finishing mix occurs as the mechanical anchor is tightened.


COMBINATION BOLT -- A combination bolt is made up from different length pieces, two to six feet, or more if necessary. These pieces are coupled together to obtain an adequate anchor in a wide range of depths into the roof. A mechanical anchor and one to two feet of resin are normally used to enhance the bolt anchor.

TRUSS BOLT -- Truss bolts are used to support some of the poorest roof conditions experienced in mining. The two rib bolts are installed at a 45 degree angle so that when the bolts are inserted at least two feet of the end of the bolt is over the coal pillar. A carrier truss is connected to the two rib bolts. The two center bolts are commonly 10 to 12 feet in length. Truss bolting and cable bolts, as long as 25 feet, are being experimented with in the tailgate entries of longwall mining.

TUNNEL LINERS OR ARCHES -- Tunnel liners or arches are used where adequate bolt anchorage cannot be obtained, or in areas of extreme pressure. Steel arches are fitted together on two to four feet spacing with steel rods. Steel plates are used to fill the openings between the arches. As loose roof rock and other materials fill the void areas between the arches, coal ribs and mine roof, the tunnel supports become more stable. In some instances the materials are a cushion to falling roof. The tunnel supports are very strong and provide access to coal reserves that roof bolts could not._


All roof bolts must be installed according to manufacturers recommendations and in accordance with the approved roof control plan. Roof bolt technology today allows coal to be mined safely that only a few years ago would not have been mined._

TWO PRINCIPLES OF ROOF BOLTING



BEAM BUILDING

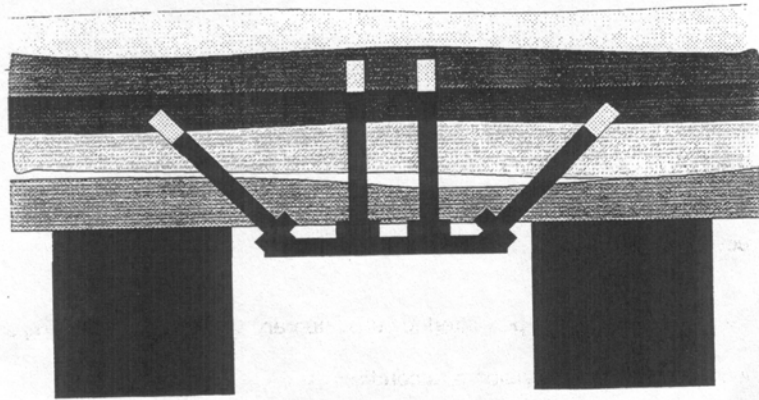
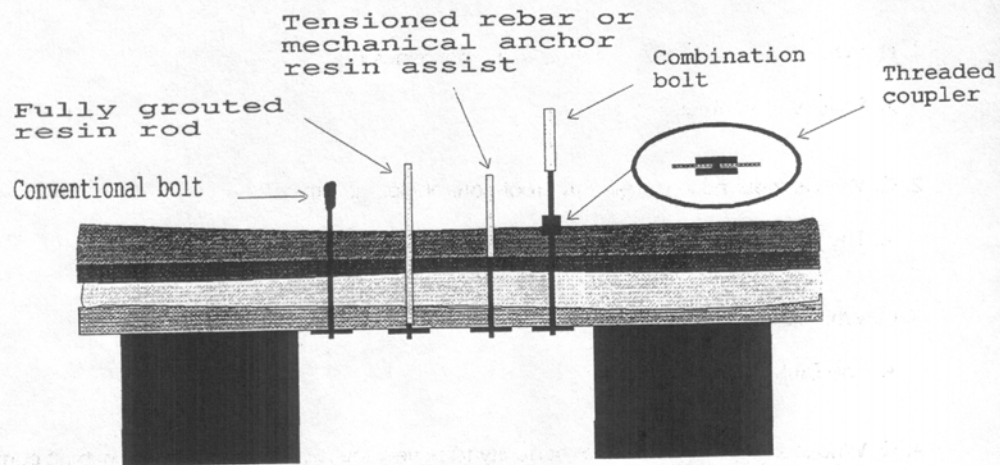
The roof bolts provide support by creating beams of the different strata. Bolts are used to bind these strata together much like the manufacture of plywood.



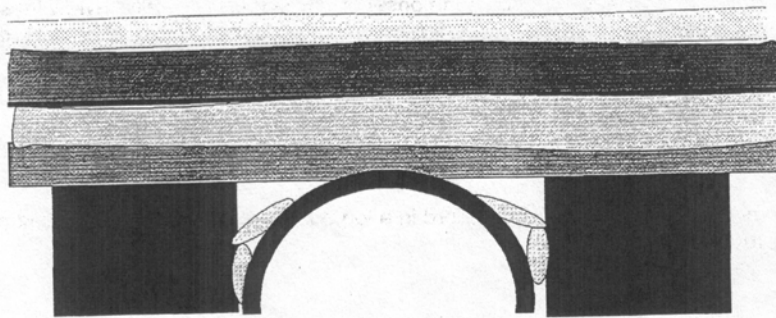
SUSPENSION

The roof bolts tie the lower layers of the roof to a stronger stratum located above. The lower layers are suspended from the upper stratum.

DIFFERENT TYPES OF ROOF SUPPORT



TRUSS BOLTING



TUNNEL LINERS OR ARCHES

ROOF CONTROL

1. Q. What is a major cause of fatalities in coal mines?
A. Falls of roof, rib and coal.
2. Q. Who is required to develop the roof control plan at a mine?
A. The mine operator.
3. Q. Who approves the mine operator's roof control plan?
A. The Director of MHST.
4. Q. Who shall be afforded the opportunity to review the roof control plan and submit comments and recommendations to the Director and operator concerning the development, modification, or revision of such plan?
A. Representative of the miners.
5. Q. How often shall such approved roof control plans be reviewed?
A. Periodically, at least every six (6) months.
6. Q. Who shall review each approved roof control plan at least every six (6) months?
A. The Director of MHST.
7. Q. When are apprentice miners permitted to set temporary supports on a working section?
A. When under the direct supervision of a certified miner.
8. Q. What shall be done before a miner is engaged in any activity involving the securing of roof or ribs during a shift?
A. The immediate supervisor shall at the onset of any such shift, orally review those parts of the roof control plan relevant to the type of mining and roof control to be pursued by such miner.
9. Q. What record is required to be kept by the immediate supervisor that the roof control plan at the onset of any shift was reviewed?
A. The immediate supervisor shall record in a log book, at the mine, the time and parts of the plan reviewed.

10. Q. So as not to expose the miner to unusual danger from roof falls, what shall be the maximum width of road ways?
- A. Shall not exceed twenty (20) feet unless additional cross sectional support is added.
11. Q. What shall be done in all areas where the roof is broken?
- A. Such roof should have temporary roof supports installed before any other work being performed in the area.
12. Q. What shall each mine have relative to roof support?
- A. A minimum roof control plan.
13. Q. How may falls of slate and roof be controlled?
- A. By careful testing, inspection and systematic support.
14. Q. What should each employee, or the official in charge, do before work is started?
- A. They should thoroughly examine the roof and general conditions and see that the necessary roof support is provided to make the place safe.
15. Q. What shape does a weak and broken roof assume in an entry after all the loose material has fallen?
- A. The form of an arch.
16. Q. How is the strength of the roof affected by moisture?
- A. The roof is often weakened by moisture.
17. Q. What are the main requirements of good timbers?
- A. That they are of proper length, straight grained, of sufficient cross-sectional area and with the ends sawed square.
18. Q. What is required of all active underground roadways, travelways, and working places?
- A. The roof and ribs shall be supported or otherwise controlled adequately to protect persons from falls of roof or rib.
19. Q. How should dangerous roof conditions be handled?
- A. They should be corrected immediately.

20. Q. Who may require substantially constructed canopies or cabs to be provided on electric face equipment to protect miners from roof falls or rib and face rolls?
- A. The Director of MHST.
21. Q. When should broken, rotten or inferior timbers be replaced?
- A. Promptly.
22. Q. What is the operator required to provide at or near each working face and at other locations in a coal mine to adequately support the roof?
- A. An ample supply of suitable materials of proper size in accordance with the approved roof control plan.
23. Q. What shall mine foremen do when they find a place in dangerous condition?
- A. The mine foreman shall remain until the place is made safe or dangered off.
24. Q. When should a miner be prohibited from working in a working place?
- A. Before it has been made safe.
25. Q. How should equipment operators protect themselves from falls of the roof?
- A. Frequent examinations should be made and safety posts should be set as needed.
26. Q. What should be done before new places are started?
- A. Proper roof support shall be provided.
27. Q. What shall be done with loose, dangerous, or unusual overhanging ribs, brows or roof?
- A. They shall be removed, or carefully secured.
28. Q. How should timbers be placed with respect to the track?
- A. So that proper clearance is maintained.
29. Q. What is a crossbar?
- A. A beam set on legs to support the roof.
30. Q. When setting crossbars or taking down loose rock, what precaution should be taken?
- A. Temporary supports should be placed to protect the worker.


31. Q. What kind of wood should cap pieces be made of?
A. Soft wood.
32. Q. What protection is a cap piece to a timber?
A. It takes the first weight by crushing, without affecting the strength of the timber.
33. Q. What are the advantages of using a cap block under a timber?
A. It affords greater protection for the timber and in the case of soft bottom it affords a greater bearing area.
34. Q. What method of timbering should be used when there are numerous fractures in the roof or it is extremely weak?
A. Crossbars with supporting legs should be used.
35. Q. What are common errors made in setting timbers?
A. By setting on uneven surfaces, by having too small cap pieces, by not wedging them properly, by not setting them vertically and by using inadequate or crooked timber.
36. Q. How should a post be set in a pitched place?
A. With the top slightly up the pitch.
37. Q. How should a person removing a post be protected?
A. The person removing a post should be under well supported roof.
38. Q. What is the greatest danger from pillaring operations?
A. Frequent falls of roof and coal.
39. Q. How can the danger of roof falls in pillaring operations be lessened?
A. By relieving the weight of the roof from the pillars, by obtaining adequate falls by straight pillar lines, by proper and systematic timbering, and by careful inspection and supervision.

40. Q. What is the proper method of testing roof?
A. By sight, sound and vibration when tapped with a solid instrument.
41. Q. What is the most dangerous roof?
A. One which conceals slips and kettle bottoms.
42. Q. What is a kettle bottom?
A. A large boulder with tapering edges, embedded loosely in the roof.
43. Q. What form of hand tool should be used in taking down slate?
A. A long slate bar.
44. Q. What is roof bolting?
A. A method of supporting the roof by tying the roof strata together.
45. Q. What material is used to tie the strata together?
A. Roof bolts and bearing plates.
46. Q. In roof bolting, what length of bolts should be used?
A. At least the minimum length specified in the roof control plan.
47. Q. In roof bolting, what diameter of bolts should be used?
A. Diameter specified in the roof control plan.
48. Q. In roof bolting, how shall bolts be anchored?
A. Anchored as specified in the roof control plan.
49. Q. In roof bolting, what size plates shall be used?
A. Size of plates specified in the roof control plan.
50. Q. In roof bolting, how far apart shall bolts be placed?
A. Not farther apart than specified in the roof control plan.

51. Q. What is torque?
A. The "twisting" force applied to the bolt.
52. Q. How tight should roof bolts be installed?
A. As specified by the roof control plan, usually from 125 to 175 foot- pounds.
53. Q. How can the torque of a roof bolt be determined?
A. By the use of a torque wrench.
54. Q. What is the tension of a roof bolt?
A. The amount of tightening force applied between the bearing plate and the anchor.
55. Q. How can the tension of a roof bolt be approximated?
A. By multiplying the torque reading by forty (40).
56. Q. What is torque "bleed off"?
A. The loss of torque after installation.
57. Q. What causes torque "bleed off"?
A. When the anchor is in soft rock such as shell, the high installation pressure causes the rock to yield and lets the bolt slip a small amount.
58. Q. What is automated temporary roof support or ATRS?
A. A mechanical device used to temporarily support the roof.
59. Q. When spot bolting is done on track haulage roads, shall machines be required to have ATRS?
A. No.
60. Q. When the roof bolting machine is being aligned, adjusted, or repositioned, who shall be permitted to be inby the operating controls of the roof bolting machine in a working face that is not completely supported?
A. No one.

61. Q. After January 1, 1985, what shall roof bolting machines used in seams forty eight (48) inches or higher be equipped with?
- A. Mechanical means of holding the drill steel.
62. Q. Prior to the date first pillaring is to begin, which has not been previously performed, when shall the operator notify the district inspector?
- A. Five working days.
63. Q. Are all roof control plans the same for all mines?
- A. No.
64. Q. What is a test hole?
- A. Test holes are holes drilled into the mine roof to determine roof conditions.
65. Q. What is the proper depth of test holes?
- A. Test holes shall be drilled to a depth of at least twelve (12) inches above the anchorage point of the bolts being used.
66. Q. What is a normal depth cut when continuous mining machines are used?
- A. A normal cut is measured from the further most point of the machine cutting drum to the machine operating controls, generally twenty (20) feet.
67. Q. What is required before extended depth cuts are mined?
- A. Approval from the Director of MHST.
68. Q. What is the maximum roof bolt spacing?
- A. Generally four feet, unless otherwise specified.
69. Q. What is the maximum distance temporary support is set from the location permanent support is being installed?
- A. Twelve (12) inches.

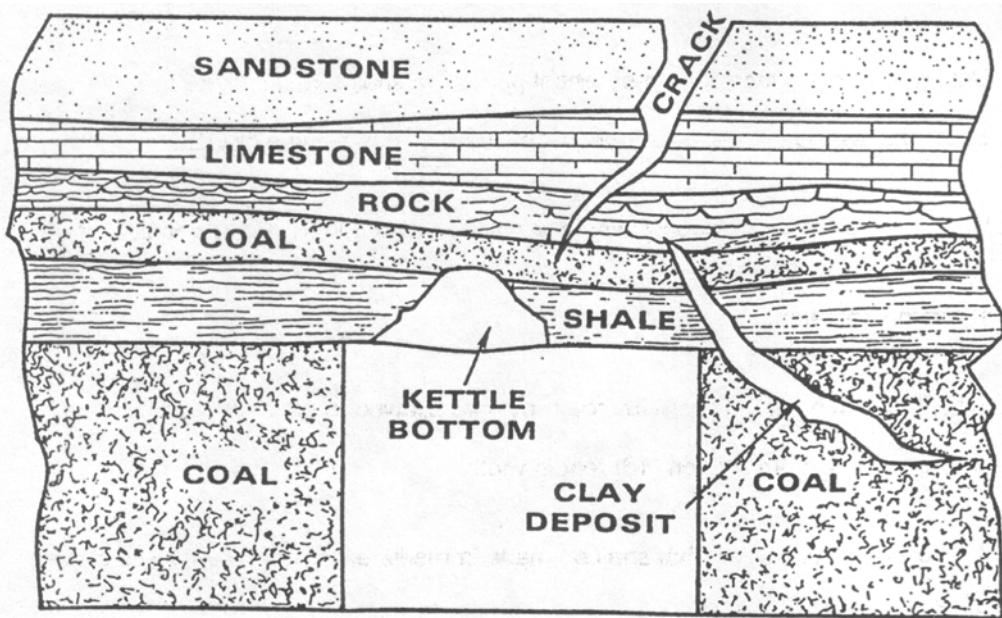
70. Q. What is required at the entrance to any unsupported area?
- A. A warning device or a physical barrier.



71. Q. What type of work can be performed in by permanent roof support?
- A. Only the installation of temporary roof supports.
72. Q. What are sight lines?
- A. A method to maintain the direction of mining in entries, rooms, crosscuts and pillar splits.
73. Q. What is the minimum diameter of a post used for roof support?
- A. Four inches or a cross-sectional area of not less than thirteen (13) square inches.
74. Q. What constitutes "fast feed" on the boom feed of roof bolting machines?
- A. A feed rate greater than twelve (12) inches per second.
75. Q. When installing tensioned roof bolts how often is a torque check required?
- A. The first roof bolt installed and one of every four there after.

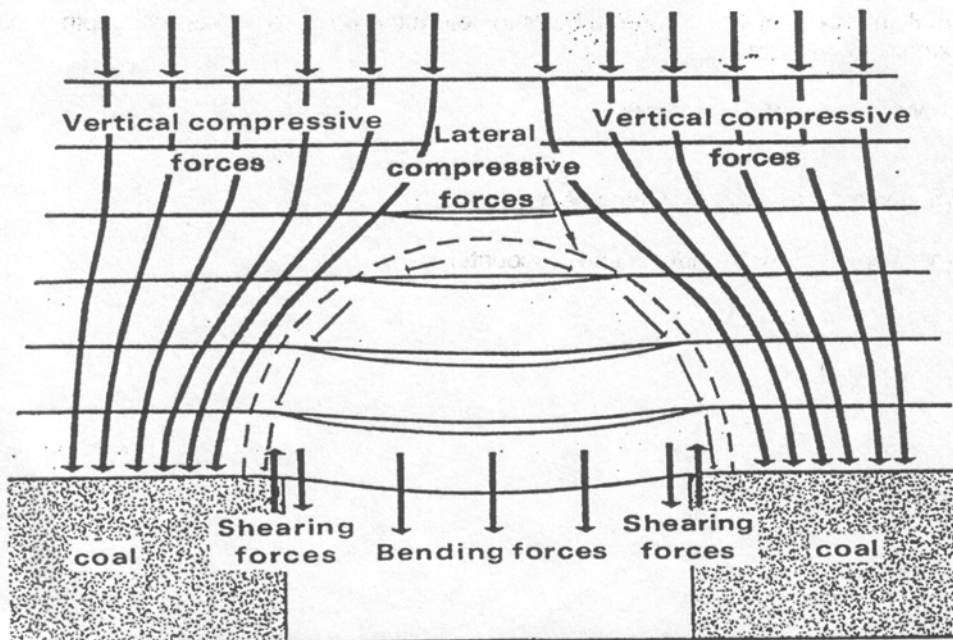
76. Q. What protection is required for the roof bolt operator when installing resin grouted rods?
A. Effective eye protection.
77. Q. Can trailing cables be anchored on tensioned roof bolts used for roof support?
A. No.
78. Q. What is the minimum bearing surface of jacks used for roof support?
A. Thirty six (36) square inches.
79. Q. What must be done in mines where pillar extraction (second mining) has not been previously preformed prior to beginning such work?
A. The operator shall review plans concerning pillar extraction with all persons to be performing such work.
80. Q. What is required on all ATRS hydraulic jacks to prevent support failure in the event of a sudden loss of hydraulic pressure?
A. Check valves.
81. Q. What is the minimum dead weight supported by an approved ATRS system?
A. Eleven thousand two hundred and fifty (11,250) pounds as certified by a professional engineer.
82. Q. When a hazardous roof, face or rib condition is detected, when shall corrective action be taken?
A. Before any work or travel in the area.
83. Q. No proposed roof control plan or revision to a roof control plan shall be implemented before what?
A. Approval of the Director of MHST.
84. Q. How shall resin grouted rods be installed?
A. In accordance with the manufacturers specifications.
85. Q. Who must be notified of unintentional roof falls at or above the anchorage point in active workings?
A. The Director of MHST or an authorized representative.

86. Q. During pillar extraction all non-essential personnel shall remain where?
A. Outby the last open crosscut of the place where coal is being extracted.
87. Q. Who has the primary responsibility to prevent injuries and deaths resulting from working under unsupported roof?
A. The mine operator.
88. Q. When second mining, how many roadways are allowed to the final pushout?
A. Only one, maximum sixteen (16) feet in width.
89. Q. A visual examination of what shall be made immediately before any work is started?
A. Roof, face and ribs.
90. Q. What is the minimum accepted distance between the remote control miner operator and the unsupported roof while in extended length cuts?
A. A minimum of two rows of roof bolts.
91. Q. How shall all openings of unsupported crosscuts on extended length cuts be supported prior to travel inby?
A. At least two rows of temporary supports on four feet centers.
92. Q. What shall be provided for the workers to determine when the maximum depth of an extended cut is obtained?
A. A conspicuous reference mark.
93. Q. When shall extended cut depths be reduced?
A. Where adverse roof conditions are encountered.

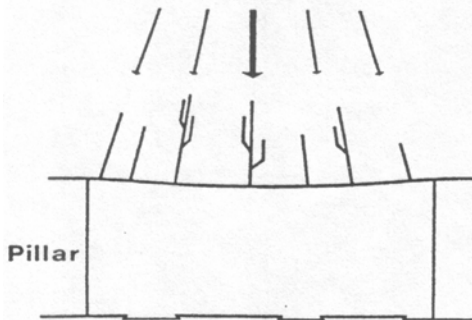


MINE STRATA WITH FAULTS AND INTRUSIONS

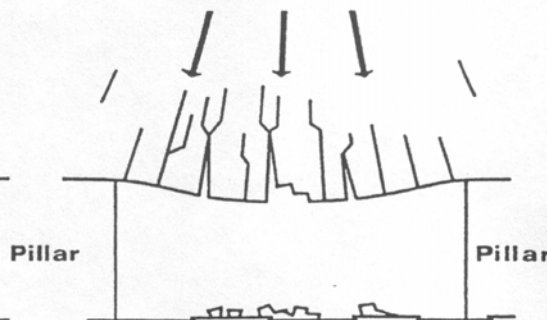
**DISTRIBUTION OF FORCES
IN THE VICINITY OF A NARROW OPENING**



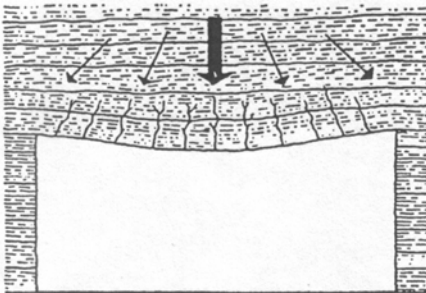
SEQUENCE OF A ROOF FALL



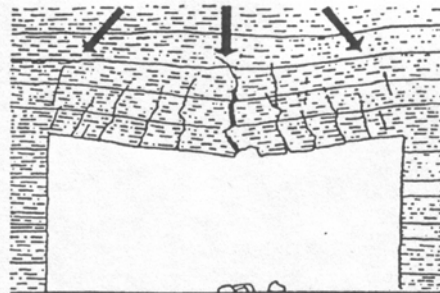
In the first stage, the roof begins to sag and tension cracks appear



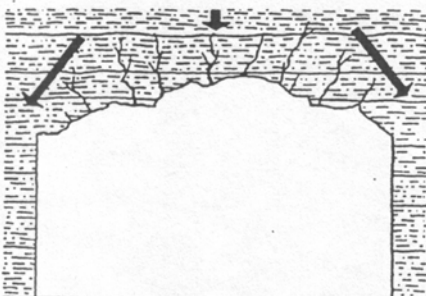
The center of the roof breaks, wedging itself, and the vertical load increases



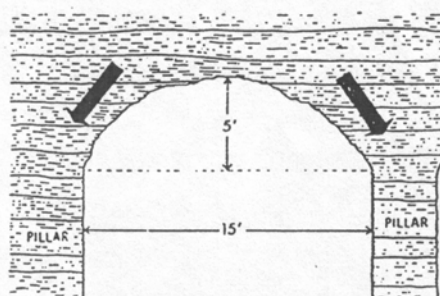
1. In early stage, roof begins to sag, then tension cracks begin to appear.



2. Roof center breaks, wedges itself. Vertical load greatly increases.




3. Vertical load is transferred to pillars as roof works its way into an arch.



4. Roof has fallen completely and forces are transmitted to pillars. Falling may take minutes, days or even months.

This image shows a single sheet of white paper with horizontal ruling lines. The lines are evenly spaced and run across the width of the page. There is no text or other markings on the paper.

ELECTRICITY




ELECTRICITY

1. Q. What is the unit of electric pressure?
A. Volt (E)
2. Q. Define cable:
A. The term cable means a single conductor or a combination of conductors insulated from one another.
3. Q. What instrument is used to measure voltage?
A. Voltmeter.
4. Q. What is the unit of flow per second of an electric current?
A. Ampere (I)
5. Q. Define grounding conductor:
A. The term grounding conductor, also referred to as a safety ground conductor, safety ground, and frame ground, means a metallic conductor used to connect the metal frames or enclosures of any equipment, device or wiring system with a mine track or other effective grounding medium.
6. Q. Define borehole cable:
A. A cable designed for vertical suspension in a borehole or shaft and used for power circuits.
7. Q. What instrument is used to measure amperage?
A. Ammeter.
8. Q. Define permissible:
A. Any equipment, device or explosive that has been approved as permissible by MSHA and/or USBM and meets all requirements, restrictions, exceptions, limitations, and conditions attached to such classifications by the agency or bureau.
9. Q. What is the unit of resistance to the flow of electrical current?
A. Ohm (R)
10. Q. What is the instrument used to measure resistance?
A. Ohmmeter.


11. Q. Who shall approve changes made to permissible equipment?
A. The Director of MHST.
12. Q. What instrument is used to measure watts?
A. Watt meter.
13. Q. What is the unit of electric power?
A. Watt (P)
14. Q. How many watts are equal to one horsepower?
A. Seven hundred forty-six. (746)
15. Q. What is the unit by which electricity is paid?
A. Kilowatt hour.
16. Q. How is electricity conducted into the mines?
A. By means of suitable conductors that are usually made of copper.
17. Q. Define branch circuit:
A. Any circuit, alternating current or direct current, connected to and leading from the main power lines.
18. Q. What are some of the advantages of alternating current?
A. A.C. permits transmissions at high voltages with little line loss, and reduction to usable voltages at the point of consumption.
19. Q. Define low voltage:
A. Voltages up to and including six hundred sixty (660) volts.
20. Q. How should high voltage mine power cables be installed along haulage ways?
A. High voltage cables shall be installed only in regularly inspected air courses and haulage ways, and shall be covered, buried, or placed so as to afford protection against damage, guarded where men regularly pass over or under them unless they are six and one half (6 1/2) feet or more above the floor or rail, securely anchored, properly insulated, and guarded at the ends, and covered, insulated or placed to prevent contact with trolley wire and other low voltage circuits.

21. Q. Define circuit breaker:
- A. A device for interrupting a circuit between separate contacts under normal or abnormal conditions.
22. Q. What precaution should be taken when trailing cables are not in use?
- A. The cable should be de-energized.
23. Q. Disconnecting devices used to disconnect power from trailing cables shall be:
- A. Plainly marked and identified and shall be equipped or designed in such a manner that it can be determined by visual observation that the power has been disconnected.
24. Q. Define high voltage:
- A. Voltages of more than one thousand (1000) volts.
25. Q. Cables that enter metal frames of motors, splice boxes, and electric compartments shall be provided with:
- A. Proper fittings.



26. Q. Define medium voltage:
- A. Six hundred sixty one (661) to one thousand (1000) volts.
27. Q. What is necessary to establish identification of permissible equipment?
- A. A USBM or MSHA approval plate.
28. Q. How is the permissibility of equipment commonly destroyed?
- A. By improper maintenance.
29. Q. What device shall be used to provide short circuit protection for trailing cables?
- A. Automatic circuit breaking devices that have adequate current interrupting capacity in each ungrounded conductor.
30. Q. Define portable trailing cable:
- A. A flexible cable or cord used for connecting mobile, portable, or stationary equipment in mines to a trolley system or other external source of electric energy where permanent mine wiring is impracticable.
31. Q. What is the width of a flame path of a plane flange joint for permissibility?
- A. One inch.
32. Q. What is the maximum separation of a plane flange joint to maintain permissibility?
- A. Four thousands (.004) of an inch.
33. Q. What is meant by permissible electric equipment?
- A. Equipment similar in all respects to that which has been approved by the USBM and/or MSHA after successfully passing the prescribed permissibility test and inspection.
34. Q. How can a motor be protected against overload?
- A. By fuses or overload relays.
35. Q. What is the effect of continued overload or under voltage on operating motors?
- A. Heating that will destroy the insulation.
36. Q. Define lightning arrester:
- A. A protective device for limiting surge voltage on equipment by discharging or bypassing surge current and is capable of repeating these functions as specified.

37. Q. When is an electrical device considered explosion proof?
- A. When provision is made that any explosion occurring within the device will be sufficiently cooled before reaching the outside atmosphere so there will be no ignition of a surrounding explosive mixture.
38. Q. All electric equipment taken into or used in by the last open crosscut shall be:
- A. Permissible.
39. Q. All hand held electric drills, blowers, exhaust fans, electric pumps and other low horsepower electric equipment which are taken into or used in by the last open crosscut shall be:
- A. Permissible.
40. Q. Where are dry insulating platforms of rubber or other suitable non-conductive material required?
- A. At switchboards and at stationary machinery where shock hazards exist.
41. Q. Define mine power center or distribution center:
- A. A combination transformer or distribution unit, complete within a metal enclosure, from which power circuits are taken.



42. Q. Why is reverse current protection required at battery charging stations?
- A. To prevent the storage batteries from energizing the power circuits in the event of a power failure.
43. Q. When the weekly electric equipment examinations are performed and a potentially dangerous condition is found, what action shall be taken?
- A. The equipment shall be removed from service until such conditions are corrected.
44. Q. What persons are required to perform electrical work?
- A. A certified electrician or an apprentice electrician under the direct supervision or immediate supervision of a certified electrician.
45. Q. All electric equipment shall be provided with switches that are:
- A. Safely designed, constructed and installed.
46. Q. When permanent splices in trailing cables are made, they shall be:
- A. Mechanically strong with adequate electrical conductivity and flexibility, effectively insulated and sealed so as to exclude moisture, and vulcanized or otherwise treated with suitable material to provide flame resistant qualities and good bonding to the outer jacket.
47. Q. In what manner shall trailing cables be hung?
- A. No cable shall be hung in a manner that will damage the insulation or conductors.
48. Q. Trailing cables shall be clamped to the machines in a manner that will?
- A. Protect the cables from damage and prevent strain on the conductors.
49. Q. When can one circuit breaker be used to provide protection for two or more branch circuits?
- A. When the circuit breaker is adjusted to provide protection for the smallest conductor.
50. Q. What is required to be installed at the beginning of all underground high voltage branch lines?
- A. A visual disconnecting device.
51. Q. At what voltage does trailing cables require grounded metallic shields?
- A. Six hundred sixty one (661) volts.
52. Q. What protective device shall be installed on all ungrounded, exposed power conductors that lead underground?
- A. Properly grounded lightning arrestors.

53. Q. What shall be used to protect all electric equipment and circuits against short circuits and overloads?
- A. Automatic circuit breaking devices or fuses of the correct type and capacity.
54. Q. What unsafe act will result in the decertification of a certified electrician?
- A. Electrical work performed on energized low, medium or high voltage distribution circuits or equipment.
55. Q. What is the maximum voltage permitted in the face area?
- A. One thousand (1000) volts, without a variance.
56. Q. What are the requirements for splicing high voltage cables?
- A. Suitable junction boxes or approved splicing material of permanent type installed according to manufacturers specifications.
57. Q. What protection shall be provided for high voltage cables when installed underground?
- A. They shall be covered, buried or placed so as to afford protection against damage.
58. Q. What precautions should be taken before repairs are made to a trailing cable?
- A. The cable should be de-energized and the disconnecting device should be visibly disconnected, locked out and tagged by the person performing the work.
59. Q. How shall trailing cables be protected against short circuits?
- A. By properly fused trolley taps or automatic circuit breaking devices.
60. Q. Define effectively grounded:
- A. An expression which means grounded through a grounding connection of sufficiently low impedance so that fault grounds which may occur cannot build up voltages in excess of limits established for apparatus, circuits or systems so grounded.
61. Q. How far outby the last open crosscut must the trolley and feeder wires, high voltage cables and transformers be located?
- A. At least fifteen (15) feet.
62. Q. How far from pillar workings shall trolley and feeder wires, high voltage cables and transformers be located?
- A. One hundred fifty (150) feet.

63. Q. How shall splices in trailing cables be made?
- A. In a workmanlike manner, mechanically strong and well insulated.
64. Q. When not in use on idle days and idle shifts, what must be done with power circuits underground?
- A. They shall be de-energized except for rectifiers and transformers.
65. Q. What is required for all electrical connections or splices in conductors?
- A. They shall be mechanically and electrically efficient and suitable connectors shall be used.
66. Q. What must be done to metallic frames or casings and other enclosures that can become energized through failure of insulation or by contact with energized parts?
- A. They shall be grounded.
67. Q. How may persons be protected from receiving electrical shock from the frames of electrical machinery?
- A. By grounding the metallic frames or casings of the machinery.
68. Q. What power wires shall be supported on insulators?
- A. All power wires (except trailing cables on mobile equipment, specially designed cables conducting high voltage to underground rectifying equipment or transformers, bare or insulated ground and return wires) shall be supported on well installed insulators.
68. Q. What shall be used to make power connections at working faces where two or more electrical units are used?
- A. Plugs, junction boxes or distribution boxes that are permissible.
70. Q. Define ground or grounding conductor:
- A. A metallic conductor used to connect the metal frames or enclosures of any equipment, device or wiring system with a mine track or other effective grounding medium.
71. Q. How often shall electric equipment be tested?
- A. Monthly.
72. Q. What is an apprentice electrician?
- A. The term " apprentice electrician " means an individual who is a holder of an apprentice electrician's card, and is in training to perform maintenance work on electrical circuits or electrically operated equipment.

73. Q. What type of gloves shall be worn when troubleshooting and testing electrical equipment and circuits?
- A. Gloves that are rated for the maximum voltage of the circuit or equipment being tested.
74. Q. When and where are GROUND FAULT CIRCUIT INTERRUPTERS required? (commonly called G.F.C.I. devices).
- A. When using 120 volt electrically operated hand tools in wet locations at preparation plants, surface areas of underground mines, concrete slabs in direct contact with earth and washing areas.
75. Q. All electrical connections and splices in conductors shall be re-insulated to what degree?
- A. To at least the same degree of protection as the remainder of the wire.
76. Q. What size shall all electric conductors be?
- A. They shall be sufficient in size and have adequate current carrying capacity and be of such construction that a rise in temperature resulting from normal operation will not damage the insulating material.
77. Q. How often shall electrical equipment be examined?
- A. Weekly.
78. Q. Why is direct current used in preference to alternating current in mine operations?
- A. A wide range of speeds may be obtained without undue loss of energy and suitable alternating current motors have not been developed for mine locomotives.
79. Q. What is the disadvantage of direct current?
- A. The comparatively low voltage desirable for mines can be used economically only within a limited distance from its source of generation.
80. Q. What is the effect of distance upon direct current voltages?
- A. The voltage is decreased by line drop due to the resistance of the conductors.
81. Q. How can excessive line loss be avoided?
- A. By ample current carrying capacity of the conductors, by adequate bonding, and by locating rectifiers to assure adequate current.
82. Q. What are the dangers connected with electric transmission in mines?
- A. Electric shock hazards, fires and explosions from short circuits.

83. Q. What is the main consideration in selecting a motor for a particular service?
A. That it has sufficient rated capacity and the proper characteristics for the service intended.
84. Q. How can a motor be protected from under voltage?
A. By under voltage release coils in the circuit breaking device that protects the motor.
85. Q. How can the danger of fires from an operating motor be lessened?
A. By protective devices, workmanlike installation and incombustible surroundings.
86. Q. What are the common causes of arcing in a motor?
A. Poor connections, uncleanness or defective parts.
87. Q. How can the danger of explosion from operating motors in the face area be lessened?
A. By the use of permissible electrical equipment maintained in a permissible manner.
88. Q. What is the effect of dust and dirt between the joints of permissible equipment?
A. The permissibility is destroyed when the joint cannot be closed tightly enough to provide the required flame path.
89. Q. Where shall trolley wires, trolley feeder wires and bare signal wires be insulated?
A. Where they pass through doors, stoppings and cross other power wires and cables.
90. Q. Where shall trolley wire be located in respect to the rail?
A. At least six (6) inches outside the track gauge and on one side only.
91. Q. For what purpose is the trolley wire located outside the rail?
A. To reduce danger of contact with the locomotive operator and other mobile track equipment.
92. Q. How shall trolley wires and trolley feeder wires be installed?
A. On insulators and free from contact with all combustible material.
93. Q. Where shall trolley wire and trolley feeder wire be provided with cutout switches?
A. At intervals not to exceed two thousand (2000) feet and near the beginning of all branch lines.

94. Q. At trolley wire splices, where shall trolley hangers be installed?
- A. Within three (3) feet of both sides of the splice.
95. Q. Where shall trolley wires and trolley feeder wires be guarded?
- A. At all points where men are required to work or pass regularly under the wire, on both sides of doors and stoppings, and at man-trip stations.
96. Q. What shall be done at the end of trolley and feeder wires?
- A. They shall be anchored securely and insulated.
97. Q. How shall electric equipment be protected against short circuits?
- A. By circuit breaking devices sized or set to protect against short circuits.
98. Q. What shall individual conductors of an underground high voltage cable be provided with?
- A. Metallic shielding tape around each power conductor.
99. Q. How should surplus lengths of high voltage cables be stored?
- A. By looping the cable in a figure eight configuration.
100. Q. What should not be permitted to accumulate in electrical compartments that house switches, contactors and other energized components?
- A. Accumulation of coal and coal dust and other residue.
101. Q. What is the danger of poorly made connections in power conductors?
- A. Poorly made connections may arc, heat or short circuit.
102. Q. How should electrical compartments be maintained?
- A. Free from extra holes, water, coal and coal dust and other residue.
103. Q. What is the purpose of bonding rails?
- A. To provide a continuous return circuit of low resistance.
104. Q. What are the hazards of poor bonding?
- A. Mine fires, explosions, electrical shock, stray currents and electrolysis.

105. Q. What is electrolysis?
- A. An action of an electrical current which carries away the particles of a conductor.
106. Q. What is required, concerning track bonding, where track is used as a power conductor?
- A. Rails and switches shall be bonded and cross bonded to assure an adequate return path.
107. Q. What are the dangers connected with signal equipment, telephone equipment and circuits?
- A. Electrical shock hazards from contact with circuits of higher voltages and ignition of gas by sparks from improper equipment.
108. Q. How shall telephone circuits be protected from lightning?
- A. By properly installed lightning arrestors provided at the point where the telephone circuit enters the mines.
109. Q. How shall telephone lines be installed?
- A. Carried on insulators opposite the trolley wire and high voltage cable.
110. Q. How shall telephone wires be protected when crossing power wires and cables?
- A. They shall be insulated adequately.
111. Q. What distance shall telephone wires be maintained from other power wires?
- A. Twelve (12) inches.
112. Q. Where shall " DANGER HIGH VOLTAGE " signs, with the voltage indicated, be posted?
- A. On all transformer enclosures, high potential switchboards and other high potential installations.
113. Q. How shall surface transformers be installed?
- A. All surface transformers, unless of a construction that will eliminate shock hazards, or unless installed at least eight (8) feet above the ground, shall be enclosed in a house or surrounded by a fence at least six (6) feet high. If the enclosure is of metal it shall be grounded.

114. Q. When shall the mine power sub-station enclosure gate or door be kept locked?
- A. At all times unless authorized persons are present.



115. Q. What must be done before any work is performed within the cargo space of a crusher or feeder?
- A. The crusher or feeder must be de-energized and locked out.
116. Q. What is a fail safe ground monitor?
- A. A device that continuously monitors the grounding conductor to assure continuity which shall cause the circuit breaking device to open when the ground wire or pilot check wire is broken.
117. Q. How shall cable couplers be constructed?
- A. So that the ground check continuity conductor shall be broken first and the grounding conductor be broken last when the coupler is being uncoupled.
118. Q. What is the purpose of the grounding resistor located inside the section power center?
- A. To limit the current under a ground fault condition.

119. Q. What must all battery powered equipment be provided with?
- A. An under voltage indicator which will indicate when the voltage is less than three-fourth ($\frac{3}{4}$) of its rated capacity.
120. Q. What is required to be done when the battery low-voltage indicator indicates the battery is lower than its rated three-fourth ($\frac{3}{4}$) capacity?
- A. The equipment shall be withdrawn from use except for the purpose of returning the vehicle to the recharging station.
121. Q. What shall all equipment of the same manufacturer and model have?
- A. The controls shall have the same direction of activation and direction of operation.
122. Q. What shall grinding wheels be equipped with?
- A. Safety washers, substantial retaining hoods, and unless goggles are used, eye shields.
123. Q. What distance is required for all power lines constructed over haulage roads?
- A. A minimum distance of twelve (12) feet shall be maintained above all equipment used on haulage roads, including dump trucks in a raised position.
124. Q. On the surface area of an underground coal mine, What distance above ground is any high voltage power line required to be above surface work areas, driveways, haulage ways and railroad tracks?
- A. No less than fifteen (15) feet.



125. Q. What distance of clearance shall be maintained between all equipment or machinery being operated and high voltage power lines on the surface of an underground coal mine?
- A. No less than ten (10) feet.

126. Q. What is required before any work is performed on high voltage circuits?
- A. The circuit must be de-energized, visibly disconnected, locked, tagged and grounded.
127. Q. What is a panic bar?
- A. A device that will quickly de-energize the equipment in the event of an emergency. .
128. Q. Define electrical work:
- A. The term " electrical work " shall mean work consisting primarily of electrical construction, installation, testing, inspection, maintenance and repair tasks on electrical coal mine equipment, apparatus, circuits, and/or distribution circuits used in or around a coal mine.
129. Q. Define " work area " as related to an apprentice electrician working under direct supervision of a certified electrician:
- A. The term " work area " means within five hundred (500) feet in any direction of the area in a mine where electrical work is being performed.
130. Q. Define " direct supervision " as it pertains to an apprentice electrician:
- A. The term " direct supervision " means the supervision of an apprentice electrician by a certified electrician in the work area where electrical work is being performed.
131. Q. Define " immediate supervision " as it pertains to an apprentice electrician:
- A. The term " immediate supervision " means the physical presence of a certified electrician with the apprentice electrician.

Notes:

TRANSPORTATION



TRANSPORTATION

1. Q. What is a major cause of fatalities in coal mines?
A. Haulage.
2. Q. How shall mining equipment be transported or trammed?
A. Only by qualified personnel under the direct supervision of a certified foreman.
3. Q. Who is permitted to be inby the equipment being moved in the same ventilating split that is passing over such equipment?
A. No person.
4. Q. What shall be done, if necessary, so as to provide clearance and to avoid accidental contact with power lines when moving equipment?
A. Equipment shall be insulated and assemblies removed.
5. Q. What are some unsafe haulage practices?
A. Making flying switches, permitting men to ride on pushed trips, throwing switches and opening doors in front of moving trips, riding loaded cars, riding on the front bumpers of cars, leaving unblocked cars on tracks, coupling cars in motion and getting off or on trips in motion.
6. Q. What should be provided along haulage roads to permit persons to pass moving cars with safety?
A. Sufficient clearance of at least 24 inches and shelter holes.
7. Q. What clearance shall be maintained along entries between the car and the rib, gob or timber?
A. Not less than 24 inches on the clearance side.
8. Q. Where shall the clearance side along a track be located relative to the trolley wire?
A. On the side of the entry opposite the trolley wire.
9. Q. What minimum clearance shall be maintained on the trolley wire side between the car and the rib, gob or timber?
A. Not less than 12 inches.

10. Q. What shall be the minimum clearance on the designated clearance side along each track in sidetracks?
A. 24 inches.
11. Q. What shall be the clearance where supplies are loaded or unloaded?
A. Ample clearance shall be provided, however, never less than 24 inches.
12. Q. What provision should be made relative to leaving supplies along a haulage road?
A. All supplies should be unloaded in a breakthrough or other opening where the clearance will not be obstructed, and on the side opposite to the trolley wire unless the wire is adequately guarded.
13. Q. What protection shall be provided for persons along haulageways?
A. Shelter holes shall be provided and maintained.
14. Q. How shall shelter holes be maintained?
A. Clear of refuse and other obstructions.
15. Q. What shall be the maximum distance between shelter holes?
A. 100 feet.
16. Q. What is the minimum size required for shelter holes?
A. Five (5) feet in depth, four (4) feet in width, and as high as the traveling space.
17. Q. What protection from moving trips shall be provided on both sides of permanent doors?
A. Shelter holes.
18. Q. What protection from moving trips shall be provided at switch throws?
A. Shelter holes.
19. Q. When should shelter holes be used?
A. At all times when men encounter approaching trips.
20. Q. How are moving trips required to be lighted?
A. By a conspicuous light on both the front and rear.

21. Q. Who shall see that a conspicuous light is placed on the front and rear of trips?
A. The motorman and trip rider.
22. Q. Who shall provide the conspicuous light for the front and rear of every trip?
A. The mine foreman.
23. Q. Where shall the operator of a locomotive be while the locomotive is being operated?
A. In the deck.
24. Q. What precaution should be taken before the controller is engaged on the locomotive?
A. A motorman should be within the deck and all persons and equipment in the clear.
25. Q. How should the brakes on locomotives be maintained?
A. In proper operating condition.
26. Q. What material should be provided on each locomotive to increase traction?
A. Sand.
27. Q. How should the sand rigging on locomotives be maintained?
A. In proper operating condition.
28. Q. How should the decks of locomotives be protected from loose material in the track entry?
A. With shields.
29. Q. What is the duty of the motorman relative to the speed on haulage roads?
A. He should operate at reasonable speed and keep trips under full control at all times.
30. Q. What signaling devices shall be provided on locomotives and shuttle cars?
A. Sounding devices.
31. Q. What equipment is required on all locomotives and personnel carriers?
A. A lifting jack and handle.

32. Q. How should motormen operate trips when approaching and passing through doors and curtains?
- A. At reduced speed and under full control, capable of immediate stop.
33. Q. What protection shall be provided for trips, locomotives and other mechanically operated equipment coming out onto tracks used by other equipment?
- A. A system of signals or other devices shall be used.
34. Q. What shall be done to regulate and safeguard the movement of trips?
- A. A proper system of signals shall be provided.
35. Q. Who shall be on duty in any coal mine where more than 350 tons of coal are produced on any shift in each 24-hour period?
- A. A dispatcher shall be on duty when there are movements of track equipment underground, including time when there is no production of coal.
36. Q. What shall be the dispatcher's duty?
- A. Direct traffic.
37. Q. What precaution should be taken in making up trips to haul rail, pipe or long supplies?
- A. One or more empty cars should be placed between the locomotive and the material car.
38. Q. In what manner shall trips not be operated on main haulageways?
- A. By being pushed, except for switching.
39. Q. What precaution should be taken before the motorman leaves the locomotive?
- A. Directional levers shall be in neutral and brakes set.
40. Q. What is the duty of the motorman relative to spotting cars near a door or curtain?
- A. No cars or other equipment should be spotted near or in doors or curtains.
41. Q. What is the duty of the motorman relative to unsafe places along the haulageway?
- A. He should report such places to the mine foreman or supervisor immediately.
42. Q. What are the specific duties of motormen and brakemen relative to ventilating doors?
- A. They should not damage, block, or permit ventilating doors to remain open.

43. Q. What precautions should be observed while cars are being delivered to the working section?

A. To see that all miners are in the clear.

44. Q. How shall a man-trip be operated?

A. Under full control at all times.



45. Q. At what speed shall a man-trip be operated?

A. At a safe speed not to exceed 12 miles per hour.

46. Q. Is back-poling prohibited?

A. Yes, however, back-poling is permitted with precaution to the nearest turning point not to exceed 80 feet or when going up extremely steep grades.

47. Q. Why is back-poling prohibited?

A. The pole may leave the wire and cause the pole to break, resulting in serious injury.

48. Q. When should man-trips not be operated on long steep grades?

A. When other trips which may get out of control are on the grade above them.

49. Q. Who shall supervise the operation of man-trips?
- A. Foreman or other designated competent persons.



50. Q. In what manner should man-trip cars not be operated?
- A. By being pushed.
51. Q. What type of cars shall not be used for man-trips?
- A. Drop-bottom cars unless special safety precautions are taken.
52. Q. What are the duties of motormen and trip riders relative to persons riding on locomotives or loaded cars?
- A. They shall not permit such riding.
53. Q. Who may ride on loaded cars or on the outside of a car?
- A. No person.
54. Q. On which side shall miners not ride?
- A. On the trolley wire side unless suitable covered man cars are used.

55. Q. Where shall miners not get on or off man-trip cars?
- A. On the same side as trolley except where protection and clearance are maintained.
56. Q. When is a trip rider or brakeman permitted to get off of a slow moving trip?
- A. A trip rider or brakeman may get on or off the rear end of a slowly moving trip or the stirrup of a slowly moving locomotive to throw a switch, align a derail or open or close a door.
57. Q. From what part of moving cars should men not get on or off?
- A. From the front or between cars.
58. Q. When shall miners not get on or off man-trip cars?
- A. When the cars are in motion.
59. Q. From what side should cars not be coupled?
- A. From the wire side or the inside of a curve.
60. Q. How may mine cars be coupled safely?
- A. By coupling when not in motion.
61. Q. How should clearance points at the end of sidetracks be designated?
- A. By being marked.
62. Q. What is required on haulage roads between the end car of trips placed on side tracks and moving traffic?
- A. A clearance point shall be marked with an approved device.
63. Q. Where should cars, locomotives or other equipment be placed on sidetracks?
- A. Inby the clearance points.
64. Q. What are the primary requirements of good mine track?
- A. That it is of proper size, well tied and spiked, joints well bolted, properly laid and kept clean and well drained.
65. Q. What hazards are associated with poorly maintained track?
- A. Hazards connected with frequent derailments.

66. Q. What are the primary causes of haulage accidents?
A. Insecure track, insufficient clearance and unsafe practices.
67. Q. What should be the condition of track at working sections before cars are placed?
A. The track should be in safe condition.
68. Q. In what condition should haulageways and travelways be maintained?
A. Clean and properly maintained.
69. Q. Where shall switch throws be located?
A. On the side opposite the trolley wire where possible.
70. Q. What kind of switch throws is safest?
A. Automatic.
71. Q. How should switches be kept aligned?
A. With the main line track.
72. Q. What safety precautions shall be observed where track is on a steep grade?
A. Derails should be installed.
73. Q. What devices should be provided to prevent the rail car from moving?
A. Stopblocks, chains or clevises.
74. Q. When a trip is uncoupled from a locomotive on a grade, what precautions would be taken?
A. That brakes are set and the cars are properly secured.
75. Q. What is meant by track gauge?
A. The distance between the rails, measured from ball to ball.
76. Q. When trackmen are working on haulageways, what notice shall be given haulage crews?
A. Notice to haulage crews to maintain traffic under a slow and safe operating speed at the point of construction or repair.

77. Q. If a dispatcher's station is provided at a new mine or relocated at a mine already in operation, where shall it be located?
- A. On the surface.
78. Q. What is the purpose of installing stopblocks or derails?
- A. To protect persons from danger of runaway haulage equipment.
79. Q. If a pusher locomotive is not used on a trip, what is required?
- A. The locomotive operator shall have an assistant to assist him in his duties.
80. Q. What communication is required on self-propelled track equipment?
- A. All self-propelled track equipment shall be equipped with two-way communications.
81. Q. Who's duty is it to inspect a locomotive prior to putting it into operation?
- A. The motorman.
82. Q. What shall a motorman do if during an inspection of a locomotive he finds a defect?
- A. Report such defect to the proper supervisor.
83. Q. If a locomotive is not coupled to the trip ahead, what distance shall be maintained between the locomotive and the trip?
- A. At least three hundred (300) feet.
84. Q. Are tools, small machine parts, and supplies permitted to be transported in man-trips?
- A. Yes, however, a man-trip shall be operated independently of any loaded trip of coal or other heavy material.
85. Q. Where transportation of personnel is exclusively by rail, the track shall be maintained to where on a working section?
- A. Within five hundred (500) feet of the nearest working face.
86. Q. What shall be provided at locations of abrupt or sudden changes in overhead clearance along haulage roads?
- A. Warning lights or reflectors.

87. Q. What must be done on all self-propelled section haulage equipment prior to the operator's leaving the normal operating position?
- A. Set the park brake.
88. Q. What shall all track haulage cars which are regularly connected and disconnected be equipped with?
- A. Couplers.
89. Q. How shall roadways on which section haulage equipment travels be maintained?
- A. In a safe condition and free of hazards.
90. Q. Prior to section haulage equipment being operated, who shall examine the roadway to be traveled?
- A. The equipment operator.
91. Q. What is required on all mobile equipment prior to placing it in service?
- A. A pre-shift examination.
92. Q. All self-propelled track haulage equipment shall be equipped with what?
- A. An emergency stop switch or other device to deenergize the equipment.
93. Q. What shall be provided where miners load or unload from conveyor belts?
- A. Adequate clearance of at least 36 inches, proper illumination at all loading and unloading stations that is observable to all persons, and suitable communications.
94. Q. How should travelways be kept along conveyor belt lines?
- A. A clear travelway at least 24 inches wide shall be provided on both sides of all belt conveyors.
95. Q. What is maximum speed of belts when miners are being transported?
- A. 250 feet per minute when minimum overhead clearance is 18 inches. 300 feet per minute when minimum overhead clearance is 24 inches.
96. Q. When must miners not ride on belts?
- A. When supplies are being transported.
97. Q. How far apart must miner be spaced when riding belts?
- A. At least six (6) feet apart.

98. Q. What is the minimum roof clearance when miners ride belts?
- A. At least eighteen (18) inches from the top of roller.
99. Q. When the height of the coal seam permits, what shall the clearance be?
- A. Not less than twenty-four (24) inches.
100. Q. Who shall supervise the loading and unloading of belts used for man-trips?
- A. Assistant mine foreman or person designated by the mine foreman.
101. Q. What type of material are belt conveyors required to be made of?
- A. Flame-resistant.
102. Q. On belt conveyors that do not transport miners, at what intervals are stop and start controls required to be installed?
- A. Not to exceed 1000 feet.
103. Q. What shall be provided where miners are required to cross moving belts?
- A. Suitable crossing facilities.
104. Q. When are belt conveyors required to be inspected?
- A. Following the last production shift each week, before holidays, vacation periods, and each production shift.
105. Q. What records of belt inspections are required to be kept?
- A. Records of daily inspections.
106. Q. What shall all belt conveyors be inspected for daily?
- A. Frozen rollers, rock falls and fires.
107. Q. What fire protection shall be provided at each main and secondary conveyor belt drive?
- A. Deluge-type water sprays, water sprinklers, dry chemical sprinkler system, or foam generators.
108. Q. What shall be provided on all underground conveyor belts?
- A. Slippage and sequence switches.

109. Q. What shall be provided at points where supplies are regularly loaded or unloaded from belt conveyors?
- A. Telephone or other suitable communications.
110. Q. If a conveyor belt is used to transport miners, what must be done after supplies are transported on such conveyor belt prior to the transportation of miners?
- A. Examined for unsafe conditions.
111. Q. On conveyor belts used for transporting miners, what is required to stop such belt at any location?
- A. Readily accessible positive-acting stop controls.
112. Q. What is required when an onshift examination of the belt conveyor and belt conveyor entry has not been made during the preceding shift?
- A. An examination of the belt conveyor and belt conveyor entry prior to starting of the belt.
113. Q. What is required when men are loading or unloading a belt conveyor used for man-trips?
- A. Belt conveyor shall be stopped.
114. Q. What shall not accumulate along underground belt conveyors?
- A. Fine, dry coal and coal dust.
115. Q. What is required by the operator where stockpiles are provided with draw-off feeders?
- A. A plan submitted and approved by the Director of MHST.

EQUIPMENT SAFETY CHECK LIST

For

UNDERGROUND EQUIPMENT

SELF PROPELLED SECTION EQUIPMENT PRE-OPERATIONAL CHECK LIST

- 1. STOP/START CONTROL**
- 2. PANIC BAR**
- 3. TRAM CONTROLS**
- 4. STEERING**
- 5. SERVICE BRAKES**
- 6. AUTOMATIC EMERGENCY BRAKES**
- 7. LIGHTS**
- 8. WARNING DEVICES**
- 9. CANOPIES WHERE REQUIRED**
- 10. ATRS SYSTEM AND BOOM CONTROL
ON ROOF BOLTING MACHINES**

**REPORT SAFETY DEFECTS AND/OR UNSAFE
CONDITIONS TO YOUR SUPERVISOR**

EQUIPMENT SAFETY CHECK LIST

EQUIPMENT SAFETY CHECK LIST

Note: (Fill out this sheet before starting shift)

Job _____ Date _____

Equipment Type and Number _____

Shift _____ Hours Worked _____

No. of Loads _____

| | Defective | Proper |
|----------------------------------|-----------|--------|
| Excessive oil or hydraulic leaks | _____ | _____ |
| Back Alarm | _____ | _____ |
| Brakes, Foot | _____ | _____ |
| Brakes, Parking | _____ | _____ |
| Fire Extinguisher | _____ | _____ |
| Lights | _____ | _____ |
| Horn (Electric) | _____ | _____ |
| Windshield Wipers | _____ | _____ |
| Glass, Windshield | _____ | _____ |
| Glass, Door | _____ | _____ |
| Cab-rails | _____ | _____ |
| Steps | _____ | _____ |
| Steps | _____ | _____ |
| Safety Guards | _____ | _____ |
| Mirrors | _____ | _____ |
| Horn (Air) | _____ | _____ |
| Seat Belt | _____ | _____ |
| Other: | _____ | _____ |
| Tires | _____ | _____ |
| Steering | _____ | _____ |
| Coolant | _____ | _____ |

Remarks: (Visual Inspection of Machine for any other Mechanical or Safety Defects) _____


Defect Repaired: _____

Signature: Equipment Operator _____

Immediate Supervisor _____

This image shows a single page of white paper with horizontal blue or grey ruling lines. The lines are evenly spaced and run across the width of the page. There is no handwriting or other markings on the paper.

DIESEL EQUIPMENT IN UNDERGROUND MINES



Getman Corp. Tow Tractor

DIESEL EQUIPMENT IN UNDERGROUND MINES

1. Q. What is any substance emitted to the mine atmosphere from the exhaust port of the combustion chamber of a diesel engine is called?

A. "Exhaust emission"
2. Q. A diesel engine with an intake system, exhaust system, and a safety shutdown system installed that meets the specific requirements for MSHA approval for use in underground coal mines is called what?

A. Diesel power package.
3. Q. What is a "Diesel fuel transportation unit"?

A. A self-propelled or portable wheeled vehicle used to transport a diesel fuel tank.
4. Q. An internal combustion engine using the basic cycle where combustion results from the spraying of fuel into air heated by compression is called what?

A. Diesel engine.
5. Q. Can a skid-mounted fuel tank be used for transportation of diesel fuel?

A. No, the tank must be provided with wheels or be self-propelled.
6. Q. A metal container intended for storage, transport or dispensing of diesel fuel, with a nominal capacity of five gallons is called what?

A. Safety can.
7. Q. Must a safety can used for the transport of diesel fuel be listed or approved by a nationally recognized independent testing laboratory?

A. Yes.
8. Q. What color is an approved safety can used for transporting diesel fuel?

A. Yellow.
9. Q. An area of a mine provided for the short-term storage of diesel fuel in a fuel transportation unit, which moves as mining progresses is called what?

A. "Temporary underground diesel fuel storage area"

10. Q. What is a facility designed and constructed to remain at one location for the storage or dispensing of diesel fuel, which does not move as mining progresses called?
- A. "Permanent underground diesel fuel storage facility"
11. Q. Are fixed or permanent diesel fuel storage tanks permitted underground?
- A.. Fixed underground diesel fuel storage tanks are prohibited.
12. Q. All diesel-powered equipment shall be _____while in operation with the engine running in underground mines.
- A. Attended.
13. Q. What does the term "attending diesel equipment" mean?
- A.. "Attended" shall mean a diesel equipment operator is within sight or sound of the diesel-powered equipment.
14. Q. What is the average concentration of diesel particular matter emissions that is allowed under West Virginia law?
- A. 0.12 mg over m to the third power.
15. Q. All significant external surfaces on diesel equipment shall not exceed what surface temperature?
- A. 302 degrees Fahrenheit.
16. Q. What's the minimum quantity of ventilation required where multiple units are operated on the same split of air?
- A. At least 100% of MSHA's Part 7 approved plate quantities for each unit operating in that split of air.
17. Q. What is the ambient concentration of exhaust gases that are allowed in the mine atmosphere under WV Diesel Law?
- A. Carbon Monoxide (CO) ---- not to exceed 35 parts per million ceiling.
Nitric Oxide (NO) --- not to exceed 25 parts per million ceiling.
Nitrogen Dioxide (NO₂) – not to exceed 3 parts per million ceiling.



West Virginia Diesel Commission

Application for Underground Diesel Equipment Approval

Instructions:

- For each piece of Diesel Equipment submitted, a completed Inventory Sheet, DPM Calculation Sheet and 8-Mode Test Sheet shall accompany the submittal.
- A Maintenance or Training Plan need not be submitted with each request once the initial Maintenance or Training Plan is approved by the WV Diesel Commission. In cases where an approved Maintenance or Training plan(s) exist, a statement in the submittal stating that the approved plans exists for the specific mine ID and referenced initial approval date of the respective plan(s).
- A cover letter addressed to the WV Diesel Commission c/o the Administrator shall accompany the submittal and outline the nature of the request.
- A picture (if possible) of the equipment is desired with the submission
- The operator will submit the plans to the Administrator, for distribution to the parties responsible for reviewing the package and subsequent recommendation for approval to the WV Diesel Commission.
- Upon the recommendation for approval and final review, the Diesel Commission will issue an Order of Approval allowing the equipment to be placed into service.



West Virginia Diesel Commission

Diesel Maintenance Plan

Date: _____

Name of Company: _____ Permit Number: _____

Name of Mine: _____

Address: _____

Person Responsible for Maintenance and Testing of Diesel Equipment at this Location: _____

Phone Number: (_____) _____

Equipment:

Manufacturer

Model Number

Serial Number

Statement of Maintenance Plan Requirements

Maintenance Plan will comply fully with all regulations pertaining to the maintenance of the diesel equipment specifically, Title 196-1-16, Maintenance subsections 16.1 thru 16.3(b), 196-1-19, Scheduled Maintenance, subsections 19.1 thru 19.1(u), Emissions Monitoring and Control, subsections 20.1 thru 20.2(o), 196-1-21, Diagnostic Testing, subsections 21.1 thru 21.1(o) and all other pertinent sections in the 196-1-1 Rules for Operating Diesel Equipment in Underground Mines in West Virginia.



West Virginia Diesel Commission

Revised 9/2006

Diesel Inventory

Date: _____

Name of Company: _____ Permit Number: _____

Name of Mine: _____

Address: _____

Person Responsible for Maintenance and Testing of Diesel Equipment at this Location: _____

Phone Number: (_____) _____

I. Engine

| | | | |
|--|--|--|--|
| Manufacturer | | High Idle (RPM) | |
| Manufacturer Address | | Particulate Index (PI) | |
| Engine Model No. | | Gaseous Ventilation Rate (CFM) | |
| Engine Serial No. | | Raw DPM (gr/hr) | |
| HP/RPM | | MSHA Part 7 Approval No. | |
| Clean Intake Air Restriction (H ² O) | | Est. Ambient Level w/ after-treatment (mg/m ³) | |
| Max. Dirty Intake Air Restriction (H ² O) | | Type of Aspiration | |
| Max. Allowed Backpressure H ² O | | Fuel Delivery System | |
| Turbocharger Boost Pressure (psi) | | Fuel Specifications | |
| Low Idle (RPM) | | Untreated CO | |

Page 1 (The West Virginia Diesel Commission reserves the right to ask for additional data prior to approving this plan.)



West Virginia Diesel Commission

II. Filter System

| | |
|-----------------------------|--|
| Manufacturer | |
| Manufacturer Address | |
| Model Number | |
| Serial Number | |
| System Type | |
| System Composition | |
| Efficiency Rating | |
| Type of Regeneration | |

III. Catalyst

| | |
|---------------------------------|--|
| Manufacturer | |
| Manufacturer Address | |
| System Name | |
| Model Number | |
| Serial Number | |
| Average CO Reduction | |
| Estimated CO at Tailpipe | |

Page 2 (The West Virginia Diesel Commission reserves the right to ask for additional data prior to approving this plan



West Virginia Diesel Commission

IV. Regeneration System

| | |
|-----------------------------|--|
| Manufacturer | |
| Manufacturer Address | |
| System Name | |
| Model Number | |
| Serial Number | |
| System Type | |

Test data such as ISO 8178 laboratory tests or other third party test data shall be attached to this document as part of the inventory submittal.

Page 3 (The West Virginia Diesel Commission reserves the right to ask for additional data prior to approving this plan.)



West Virginia Diesel Commission

Diesel Training Plan

Date: _____

Name of Company: _____ Permit Number: _____

Name of Mine: _____

Address: _____

Person Responsible for Maintenance and Testing of Diesel Equipment at this Location:

Phone Number: (____) _____



West Virginia Diesel Commission

(Attach proof of attendance and copy of WV Certification of Diesel Instructors Card for each instructor listed.)

Instructors

List instructors used in conducting diesel training

| Name | Address | Affiliation |
|------|---------|-------------|
| | | |
| | | |
| | | |
| | | |
| | | |



West Virginia Diesel Commission

I. Diesel Mechanic - §196-1-24 – 16 Hours

| TASK | CONDUCTED BY | METHODS AND MATERIALS FOR INSTRUCTION IN SAFE OPERATING PROCEDURES | PERIOD OF PRACTICE AND/OR SUPV. OPER. | METHOD OF EVALUATION |
|---|---------------------|---|--|-----------------------------|
| 24.5.a. Federal and State requirements | | | | |
| 24.5.b. Company policies and rules | | | | |
| 24.5.c. Emissions control system | | | | |
| 24.5.d. On-board engine performance and maintenance diagnostics | | | | |
| 24.5.e. Service and maintenance procedures | | | | |
| 24.5.f. Emissions testing procedures and evaluation | | | | |
| 24.5.g. Troubleshooting procedures | | | | |
| 24.5.h. Fire protection systems test and maintenance | | | | |



West Virginia Diesel Commission

I. Diesel Mechanic - §196-1-24 – (continued)

| TASK | CONDUCTED BY | METHODS AND MATERIALS FOR INSTRUCTION IN SAFE OPERATING PROCEDURES | PERIOD OF PRACTICE AND/OR SUPV. OPER. | METHOD OF EVALUATION |
|---|---------------------|---|--|-----------------------------|
| 24.5.i. Fire and ignition sources | | | | |
| 24.5.j. Fuel system maintenance and safe fueling procedures | | | | |
| 24.5.k. Intake air system design | | | | |
| 24.5.l. Engine shutdown device tests and maintenance | | | | |
| 24.5.m. Special instructions regarding components | | | | |
| 24.5.n. Instruction on recordkeeping | | | | |



West Virginia Diesel Commission

II. Diesel Operator - §196-1-22 – 8 Hours

| TASK | CONDUCTED BY | METHODS AND MATERIALS FOR INSTRUCTION IN SAFE OPERATING PROCEDURES | PERIOD OF PRACTICE AND/OR SUPV. OPER. | METHOD OF EVALUATION |
|--|--------------|--|---------------------------------------|----------------------|
| 22.6.a. Engine fundamentals | | | | |
| 22.6.b. Diesel regulations | | | | |
| 22.6.c. Diesel emissions | | | | |
| 22.6.d. Factors that affect diesel emissions | | | | |
| 22.6.e. Emissions control devices | | | | |
| 22.6.f. Diagnostic techniques | | | | |
| 22.6.g. The preoperational inspection | | | | |
| 22.6.h. Ventilation | | | | |
| 22.6.i. Fire suppression system | | | | |
| 22.6.j. Operating rules | | | | |
| 22.6.k. Emergency procedures | | | | |
| 22.6.l. Recordkeeping and reporting procedures | | | | |

This image shows a single sheet of white paper with horizontal ruling lines. The lines are evenly spaced and run across the width of the page. There is no text or other markings on the paper.

MINE GASES



MINE GASES

Many of the following gases are found in mixtures in mine environments. The mixtures have been given rather graphic names.

Firedamp - A combustible gas, chiefly methane, occurring naturally in coal mines and forming explosive mixtures with air.

Blackdamp - A mine atmosphere deficient in oxygen incapable of supporting life. Blackdamp is heavier than air and lays along the floor.

Afterdamp - The mixture of gases which remain in a mine after a mine fire or an explosion which may contain irrespirable gases.

Whitedamp - An atmosphere containing carbon monoxide which is extremely toxic even in low concentration.

MINE GASES **OXYGEN**

Oxygen (O₂) which is needed to support life also supports the chemical reactions that produce fires and explosions. Oxygen is colorless, odorless, tasteless and non-toxic at ordinary concentrations and pressures.

Different amounts of oxygen are needed to perform hard work or merely to stay alive. The minimum requirement for an inactive person to maintain consciousness is oxygen content corresponding to 300 to 800 cubic inches of fresh air per minute. A person exercising moderately requires about 3,000 cubic inches of fresh air per minute. Hard work may double the amount of air required for moderate work. The ratio of maximum to minimum requirement is about 20 to 1.

People breathe most easily and work well when the air contains about 21 percent oxygen. At 17 percent oxygen, people breathe a little faster and deeper.

The specific gravity of oxygen is 1.000 and the weight of oxygen per cubic foot at 60 degrees Fahrenheit and 30.0 inches of mercury pressure is .0765 pound. Oxygen consists of approximately 1/5 of the atmosphere.

1. Q. What element in air is essential for life?
A. Oxygen.
2. Q. What is oxygen?
A. It is a tasteless, odorless and colorless gas which supports life and combustion.

3. Q. How does the body receive oxygen?
A. Through breathing air, the oxygen is taken up by the hemoglobin of the blood and carried to all parts of the body.
4. Q. What chemical changes does oxygen undergo in the support of life?
A. The oxygen combines with the carbon contained by waste products in the body and forms carbon dioxide (CO₂).
5. Q. What is the specific gravity of oxygen?
A. 1.000.
6. Q. What supports the chemical reaction that produces fires and explosions?
A. Oxygen.
7. Q. What percent oxygen can a person most easily work in?
A. Twenty-one (21) percent.
8. Q. At what percent oxygen will a person begin to breathe faster and deeper?
A. Seventeen (17) percent.
9. Q. The earth's atmosphere consists of what percent oxygen?
A. Approximately twenty-one (21) percent.

MINE GASES **NITROGEN**

Nitrogen (N₂) is the largest component of fresh air. Nitrogen is the chief component, by volume, of the atmosphere of the earth. People are accustomed to inhaling or intaking the normal amount contained in fresh air. Coal may absorb some atmospheric nitrogen. Nitrogen is added in other forms during mining operations. Nitrogen and its compounds may be emitted from strata in certain metal mines. Nitrogen is odorless, colorless and tasteless and has no effect on the human body. Its compounds are dangerous. As with other gases, too high a nitrogen concentration can dilute the air sufficiently to reduce the oxygen percentage below the safety level.

Nitrogen accumulations may be added to other gases, such as carbon dioxide, to form blackdamp. This can produce an oxygen deficient atmosphere. The specific gravity of nitrogen is .967 and the weight of nitrogen per cubic foot at 60 degrees Fahrenheit and 30.00 inches of mercury pressure is .0740 pound. Nitrogen is approximately 4/5 of the atmosphere.

1. Q. What is nitrogen?
A. It is a tasteless, odorless and colorless gas which will neither support life nor combustion.
2. Q. Is nitrogen combustible?
A. No.
3. Q. What effect does nitrogen have towards propagating an explosion?
A. None.
4. Q. What is the specific gravity of nitrogen?
A. .967.
5. Q. What is the weight of one (1) cubic foot of nitrogen at 60 degrees Fahrenheit and 30.00 inches of mercury pressure?
A. 0.0740 pound.
6. Q. What effect does nitrogen have upon life?
A. It has no effect, except when it depletes oxygen to the extent that there is a deficiency of oxygen.
7. Q. Does nitrogen have an ignition temperature?
A. No, nitrogen will not ignite.
8. Q. The earth's atmosphere consists of what percent nitrogen?
A. Approximately seventy-eight (78) percent.

MINE GASES CARBON DIOXIDE

Carbon dioxide (CO₂) is formed by the oxidation and combustion of organic compounds. It is exhaled by the lungs. It is colorless, and odorless. When inhaled in high concentrations, it has an acid taste. Since CO₂ is heavier than air, it lays along the floor in low places and abandoned workings. It is normally present in mine air.

The proportion of carbon dioxide in mine air is increased by the breathing of people, by oxidation of coals, decay of timber, by the burning of flame lamps, fires, explosions and blasting. Carbon dioxide has been found radiating from rock strata in the underground workings of metal mines. It is a constituent of blackdamp and traces of it at the 0.03 concentration are present in normal air.

As little as 0.5 percent carbon dioxide in the mine air will cause people to breathe deeper and faster than in pure air. In 5 percent CO₂, a person breathes about three times as fast as normal. Concentrations of 10 percent cannot be tolerated for more than a few minutes.

The specific gravity of carbon dioxide is 1.529 and the weight of one cubic foot of carbon dioxide at 60 degrees Fahrenheit and 30.00 inches of mercury pressure is 0.1170 pound.

1. Q. What is carbon dioxide (CO₂)?
A. Carbon dioxide is a colorless and odorless gas formed by the chemical combination of carbon and oxygen.
2. Q. How is carbon dioxide formed in a mine?
A. By combustion, by breathing of miners, by decay of vegetable and animal matter, by the oxidation of coal by chemical action of acid water or carbonates.
3. Q. What is a product of complete combustion?
A. Carbon dioxide.
4. Q. What is the specific gravity of carbon dioxide?
A. 1.529.
5. Q. What is the weight of one (1) cubic foot of carbon dioxide at 60 degrees Fahrenheit and 30.00 inches mercury pressure?
A. 0.1170 pound.
6. Q. Is carbon dioxide combustible?
A. No.

7. Q. Where might concentrated accumulations of carbon dioxide ordinarily be found?
A. Near the floor, in inadequately ventilated places.
8. Q. What effect does carbon dioxide have upon life?
A. Lung ventilation is increased as carbon dioxide increases. When five percent (5%) of carbon dioxide is present lung ventilation has increased three hundred percent (300%) and breathing is laborious and continued exposure is injurious.
9. Q. How is carbon dioxide detected?
A. Usually by a chemical analysis.
10. Q. What percent of carbon dioxide is given off by the body during exhalation?
A. Approximately 2.6 to 6.6 percent.

MINE GASES **METHANE**

Methane (CH₄), also known as marsh gas, is one of the chief constituents of fire damp. It is colorless, odorless, tasteless, non-toxic and highly flammable. It is found in coal mines, occasionally in metal and non-metal mines and in tunneling operations. It may be liberated in a steady flow or in a sudden burst.

In coal mines, methane may be emitted from the cleats or cracks of the coal, from “blowers” or “feeders”, or from overlying or underlying strata. It is often released in large amounts from the coal when irregularities, such as clay veins, “horsebacks”, or faults occur.

Once liberated from the strata, methane tends to accumulate near the mine roof in high places where it mixes progressively with air currents and eventually may be found uniformly distributed in a cross section of airflow. Once mixed with fresh air, it will no longer separate into layers or form pockets of still gas.

Methane has no specific physiological effect upon people, but enough may accumulate in mine workings to dilute oxygen of the air below the respirable level. Deaths from asphyxiation have resulted from people unknowingly entering high concentrations of methane.

The specific gravity of methane is 0.555 and the weight of one cubic foot of methane at 60 degrees Fahrenheit and 30.00 inches of mercury pressure is 0.0424 pound. The lowest ignition temperature of methane is 1200 degrees Fahrenheit, and the explosive range is five (5) to fifteen (15) percent.

1. Q. What is methane (CH₄)?
A. A colorless, odorless and tasteless combustible gas.
2. Q. What is the source of methane in coal mines?
A. It is liberated from coal and adjoining strata.

3. Q. Where is methane found?
A. In almost all coal mines.
4. Q. What is the composition of methane?
A. Carbon and hydrogen (CH₄).
5. Q. What is the specific gravity of methane?
A. 0.555.
6. Q. What is the weight of one cubic foot of methane at 60 degrees Fahrenheit and 30.00 inches of mercury pressure?
A. 0.0424 pound.
7. Q. Where is methane usually found in mines?
A. Along the roof, to the rises, in the vicinity of working faces, in dead ends and above falls.
8. Q. Why is methane not explosive by itself?
A. Oxygen is required to support combustion.
9. Q. What is firedamp?
A. An explosive mixture of methane and air.
10. Q. What is the range of explosibility for methane?
A. Between five percent (5%) and fifteen percent (15%).
11. Q. Why can there be no explosion when the percentage of methane is greater the fifteen percent (15%)?
A. Because the amount of oxygen present is insufficient for rapid combustion to occur.
12. Q. What is the percentage of methane required for maximum explosive violence?
A. Ten percent (10%).
13. Q. What is the percentage of oxygen below which no explosion of a methane air mixture can occur?
A. Twelve percent (12%).

14. Q. What effect does an atmosphere with reduced oxygen content have upon the explosibility of methane?
- A. A greater percentage of methane is necessary to start an explosion in an atmosphere which contains less than the normal percentage of oxygen.
15. Q. What effect does the presence of methane have upon the explosibility of coal dust?
- A. The coal dust is more easily ignited and the force of the explosion is greater.
16. Q. What effect does coal dust in the air have upon the explosibility of methane?
- A. The lower explosive limit is decreased.
17. Q. How can methane be detected?
- A. By a flame safety lamp, by the use of methane detectors and testers and by chemical analysis.
18. Q. What dangerous gas is most likely to be encountered above a pillar fall?
- A. Methane.
19. Q. If a split of air of twenty thousand (20,000) cubic feet per minute contains three percent (3%) methane how many cubic feet per minute would be required to reduce the methane content to one percent (1%)?
- A. Sixty thousand (60,000) cubic feet.
Solution: $20,000 \times 3\% \div 1\% =$
 $\frac{20,000 \times 3}{1} = 60,000$ cubic feet
20. Q. What is the instrument most often used in detecting methane?
- A. An approved methane detector.
21. Q. What is the least percentage of methane that can be detected with a flame safety lamp?
- A. About one percent (1%).
22. Q. What is meant by the diffusion of gases?
- A. Their mixing with each other.
23. Q. How does the diffusion rate of gases vary?
- A. Light gases diffuse more rapidly than heavy gases.

24. Q. Will diffused gases separate from a mixture because of their differences in weight?
- A. No, they will not separate or stratify once they have been diffused or mixed.
25. Q. Which is easier to remove, a body of methane or carbon dioxide?
- A. Methane would be the easiest to remove because it is lighter than carbon dioxide and diffuses more readily.
26. Q. What gas is odorless, tasteless, non-toxic, colorless and explosive in the concentration of 5% - 15%?
- A. Methane.
27. Q. Where is methane normally found?
- A. Since the specific gravity of methane is .555 which indicates that it is lighter than air, it is normally found in high places.

MINE GASES

CARBON MONOXIDE

Carbon monoxide (CO) forms by the incomplete combustion of solids, liquids or gases that contain carbon, although it is sometimes called "whitedamp" carbon monoxide is colorless, tasteless and odorless. It is toxic even in low concentrations.

Carbon monoxide is produced during mine fires by the explosion of gas and coal dust and in blasting or in the burning of explosives.

Air which contains 12.5 to 75 percent carbon monoxide will explode if ignited.

The most important characteristic of carbon monoxide is its poisonous action in low concentrations. The human lungs absorb CO in preference to oxygen. If suddenly exposed to a high concentration a person may collapse before experiencing any warning symptoms. If not removed to safe air immediately they will die. Prolonged exposure even to non-lethal concentrations produces a continual feeling of tiredness, headache, nausea, increased heart rate and mental dullness. The generally recognized maximum allowable CO concentration for an 8 hour period is 0.005 percent or 50 ppm. A concentration of 0.4 percent or 4,000 ppm will cause death in less than 1 hour.

The specific gravity of carbon monoxide is 0.967 and the weight of one cubic foot of carbon monoxide at 60 degrees Fahrenheit at 30.00 inches of mercury pressure is 0.0740 pound.

The lowest ignition temperature of carbon monoxide is 1190 degrees Fahrenheit.

1. Q. What is carbon monoxide (CO)?
- A. It is a colorless, odorless, tasteless, combustible and poisonous gas.
2. Q. How can carbon monoxide be detected?
- A. By carbon monoxide detectors and by chemical analysis.

3. Q. What is the source of carbon monoxide?
A. It is the product of incomplete combustion (combustion with insufficient oxygen).
4. Q. When is carbon monoxide most likely to be found in mines?
A. When there is a mine fire or after an explosion.
5. Q. What is afterdamp?
A. The atmosphere following an explosion containing carbon dioxide, carbon monoxide, decreased oxygen, nitrogen, hydrogen and smoke.
6. Q. What kind of engines produce carbon monoxide?
A. Internal combustion engines.
7. Q. What is the principal poisonous gas produced by explosives?
A. Carbon monoxide.
8. Q. What effect does carbon monoxide have on life?
A. It is extremely poisonous.
9. Q. How does carbon monoxide cause injury to life?
A. By combining with the hemoglobin of the blood and excluding oxygen.
10. Q. What percentage of carbon monoxide will produce symptoms in several hours?
A. Two hundredths of one percent (.02%) or 200 ppm.
11. Q. What percentage of carbon monoxide will produce discomfort in two or three hours?
A. Four hundredths of one percent (.04%) or 400 ppm.
12. Q. What percentage of carbon monoxide will produce a tendency to stagger in one and one-half (1-1/2) hours?
A. Eight to twelve hundredths of one percent (.08% - 0.12%) or 800 to 1,200 ppm.
13. Q. What percentage of carbon monoxide will produce symptoms of unconsciousness in thirty (30) minutes?
A. Twenty to thirty hundredths of percent (.20% - .30%) or 2,000 to 3,000 ppm..

14. Q. How much greater affinity does hemoglobin have for carbon monoxide than for oxygen?
A. About three hundred (300) times.
15. Q. Why are small quantities of carbon monoxide injurious?
A. Because it is not easily discarded and accumulates in the blood.
16. Q. What is the specific gravity of carbon monoxide?
A. 0.967.
17. Q. What is the weight of one (1) cubic foot of carbon monoxide at 60 degrees Fahrenheit and 30.00 inches of mercury pressure?
A. 0.0740 pound.

MINE GASES **HYDROGEN**

Hydrogen (H₂) is a colorless, odorless, tasteless and highly flammable gas. Hydrogen is produced during mine fires, explosions and by charging batteries. Air which contains 4.1 to 74 percent hydrogen will explode if ignited. The lowest ignition temperature of hydrogen is 935 degrees Fahrenheit.

The specific gravity of hydrogen is 0.07 and the weight of one cubic foot of hydrogen at 60 degrees Fahrenheit and 30.00 inches of mercury pressure is 0.0053 pound.

Hydrogen is detected only by chemical analysis.

1. Q. What is hydrogen (H₂)?
A. It is a colorless, odorless and tasteless gas.
2. Q. How is hydrogen formed in a mine?
A. It is formed by mine fires, explosions and by charging batteries.
3. Q. Is hydrogen explosive?
A. Yes, over a wide range.
4. Q. What is the specific gravity of hydrogen?
A. It is the lightest of all gases. Specific gravity 0.07.

5. Q. What is the weight of one cubic foot of hydrogen at 60 degrees Fahrenheit and 30.00 inches of mercury pressure?
A. 0.0053 pound.
6. Q. What is the explosive range of hydrogen?
A. From four and one-tenth percent (4.1%) to seventy-four percent (74%).
7. Q. What is the ignition temperature of hydrogen?
A. 935 degrees Fahrenheit.
8. Q. How is hydrogen detected?
A. By chemical analysis.

MINE GASES **HYDROGEN SULFIDE**

Hydrogen sulfide, H₂S, usually forms by decomposition of sulfur compounds. It is colorless and has the odor and taste of rotten eggs, and may also be called "stinkdamp". It is poisonous in small concentration.

Hydrogen sulfide is liberated by burning explosives containing sulfur, black blasting powder or dynamite.

Hydrogen sulfide occurs in large amounts in the natural gas and oil from certain fields and in gypsum mines. Occasionally, it has been found emitting from gas blowers or feeders in coal mines. It is frequently soluble and is thus carried into mine workings by water.

Enough H₂S can occur in coal mines under normal conditions to cause severe eye irritation. Concentrations from 4.3 to 45 percent in the air will explode when ignited. The generally recognized maximum allowable concentration of hydrogen sulfide in the air of working places is 0.002 percent by volume during an 8 hour exposure. H₂S acts mainly as an eye irritant. Concentrations from 0.005 to 0.07 percent becomes dangerous after a 1/2 hour exposure.

Higher concentrations produce acute systemic poisoning which may act upon the nervous system and cause breathing to stop abruptly, resulting in death. Hydrogen sulfide is considered more than twice as poisonous as carbon monoxide.

The specific gravity of hydrogen sulfide is 1.191 and the weight of one cubic foot of hydrogen sulfide at 60 degrees Fahrenheit and 30.00 inches of mercury pressure is .0911 pound.

The lowest ignition temperature of hydrogen sulfide is 655 degrees Fahrenheit.

1. Q. What is hydrogen sulfide?
A. It is a poisonous, combustible, colorless gas having a taste and odor like rotten eggs.

2. Q. What mine gas can be detected by its odor?
A. Hydrogen sulfide.
3. Q. What is the origin of hydrogen sulfide?
A. It is liberated by burning explosives containing sulfur such as black powder or dynamite.
4. Q. How can hydrogen sulfide be detected other than by sense of smell?
A. By the hydrogen sulfide detector or chemical analysis.
5. Q. What is the specific gravity of hydrogen sulfide?
A. 1.191.
6. Q. What is the weight of one (1) cubic foot of hydrogen sulfide at 60 degrees Fahrenheit and 30.0 0 inches of mercury pressure?
A. .0911 pound.
7. Q. What is the range of explosibility of hydrogen sulfide?
A. Four and three-tenths (4.3%) to forty-six percent (46%).
8. Q. Is hydrogen sulfide poisonous?
A. Yes, it is extremely poisonous even in small amounts.
9. Q. What is the most violent explosive point of hydrogen sulfide?
A. Fourteen percent (14%).
10. Q. What is the temperature of ignition of hydrogen sulfide?
A. 655 degrees Fahrenheit.
11. Q. What percent of hydrogen sulfide will become dangerous after a 1/2 hour?
A. .005 to .07.
12. Q. What is the immediate effect of hydrogen sulfide on a person?
A. It is extremely irritating to the eyes.

MINE GASES
SULFUR DIOXIDE

Sulfur dioxide is a heavy pungent toxic gas that is easily condensed to a colorless liquid. Sulfur dioxide is used in making sulfuric acid, in bleaching, as a preservative and as a refrigerant.

Sulfur dioxide is a major air pollutant in industrial areas. Sulfur dioxide is a colorless, suffocating, irritating, poisonous gas that is intolerable to breathe.

Sulfur dioxide is liberated by burning coal containing pyrites and the firing of black powder.

The specific gravity of sulfur dioxide is 2.263 and the weight of one cubic foot of sulfur dioxide at 60 degrees Fahrenheit at 30.00 inches of mercury pressure is 0.1733 pound.

1. Q. What is sulfur dioxide (SO₂)?
A. A colorless, suffocating, irritating, poisonous gas.
2. Q. How is sulfur dioxide formed in a mine?
A. By burning coal containing pyrites or by the firing of black powder.
3. Q. What is the specific gravity of sulfur dioxide?
A. 2.263.
4. Q. What is the weight of a cubic foot of sulfur dioxide at 60 degree Fahrenheit and 30.00 inches of mercury pressure?
A. 0.1733 pound.
5. Q. What is the particular danger of sulfur dioxide?
A. It is extremely poisonous even in small amounts.
6. Q. How is sulfur dioxide detected?
A. By chemical analysis.
7. Q. What is the first effect on a person exposed to sulfur dioxide?
A. It is extremely irritating and suffocating and is intolerable to breathe.
8. Q. Is sulfur dioxide combustible?
A. No, it is incombustible.

MINE GASES
NITROGEN PEROXIDE

Nitrogen peroxide (NO₂) forms by the burning of high explosives. Nitrogen peroxide has an odor of burning explosives and is tasteless.

Nitrogen peroxide is detected with starch and potassium iodine. It is poisonous but will not explode.

The specific gravity of nitrogen peroxide is 1.589 and the weight of nitrogen peroxide per cubic foot at 60 degrees Fahrenheit and 30.00 inches of mercury pressure is .1217 pound.

1. Q. What is nitrogen peroxide (NO₂)?
A. It is an extremely poisonous gas frequently formed by the burning of high explosives.
2. Q. What is the specific gravity of nitrogen peroxide?
A. 1.589.
2. Q. What is the weight of a cubic foot of nitrogen peroxide at 60 degrees Fahrenheit and 30.00 inches of mercury pressure?
A. 0.1217 pound.
4. Q. Is nitrogen peroxide combustible?
A. No, it is incombustible.
5. Q. What percentage of nitrogen peroxide will be fatal?
A. Extremely low concentrations, probably about one hundredth of one percent (0.01%).
6. Q. How may traces of nitrogen peroxide be detected?
A. By chemical analysis.
7. Q. What are the first effects of nitrogen peroxide on a person?
A. It is extremely irritating to the nostrils and the eyes.
8. Q. What is the particular danger of nitrogen peroxide?
A. Relatively small quantities may cause death even after apparent recovery.

MINE GASES

OXIDES OF NITROGEN

Oxides of nitrogen are formed in mines by burning, by afterburning and under certain conditions by detonation of high explosives. They occur in the exhaust of diesel and gasoline engines. They are formed by the reaction of atmospheric oxygen and nitrogen in the air around electric arcs and sparks and by the burning of nitrated materials.

The most common toxic oxides of nitrogen are nitric oxide (NO) and nitrogen dioxide (NO₂ or N₂O₄) depending upon the temperature. Nitric oxide does not exist in significant amounts in the air, since in the presence of moisture and oxygen it is further oxidized to dioxide.

When air samples are analyzed for oxides of nitrogen, the results usually are reported in terms of nitrogen dioxide (NO₂), since this designation gives proper evaluation of the toxic properties of the atmosphere.

OXYGEN DEFICIENCY

| Oxygen Present | Effect |
|----------------|---|
| 21% ----- | Breathing easiest |
| 17% ----- | Breathing faster and deeper |
| 15% ----- | Dizziness, buzzing noise, rapid pulse, headache, blurred vision |
| 9% ----- | May faint or become unconscious |
| 6% ----- | Movement convulsive, breathing stops, shortly after heart stops |

Physiological Effects of Carbon Monoxide

| Concentration of CO, Percent | Allowable Length of Exposure |
|------------------------------|--|
| 0.01 ----- | Allowable for exposure of several hours |
| 0.04 to 0.08 ----- | Can be inhaled for 1 hour without appreciable effect |
| 0.06 to 0.07 ----- | Just noticeable effects after 1 hour exposure |
| 0.10 to 0.12 ----- | Unpleasant, but probably not dangerous after 1 hour exposure |
| 0.15 to 0.20 ----- | Dangerous for exposure of 1 hour |
| 0.4 or more ----- | Death in less than 1 hour |

PROPERTIES of MINE GASES

| GAS | Symbol | Specific Gravity | Density (lb/ft ³) | TVL ^{***} (ppm) | Hazard |
|------------------|------------------|------------------|-------------------------------|--------------------------|-----------------------------------|
| Air | | 1 | 0.075 | | |
| Nitrogen | N ₂ | 0.967 | 0.073 | | Simple asphyxiate |
| Oxygen | O ₂ | 1.105 | 0.083 | | (At elevated pressures) |
| Carbon dioxide | CO ₂ | 1.529 | 0.115 | 5000 | Affects respiration |
| Methane | CH ₄ | 0.554 | 0.042 | | Flammable and a simple asphyxiate |
| Carbon monoxide | CO | 0.967 | 0.073 | 50 | Very toxic |
| Nitric Oxide | NO | 1.036 | 0.078 | 25 | Very toxic |
| Nitrogen dioxide | NO ₂ | 1.589 | 0.119 | 5 ^{***} | Very toxic |
| Sulfur dioxide | SO ₂ | 2.264 | 0.17 | 5 | Very toxic |
| Hydrogen sulfide | H ₂ S | 1.191 | 0.089 | 10 | Very toxic |
| Hydrogen | H ₂ | 0.0695 | 0.0052 | | Hydrogen |

* Ratio of density of gas to that of air at sea level and 70°F.

** Determined at sea level and 70°F

*** Threshold Limit Value; average (time weighted) concentration for a daily 7 or 8 hour workday that will not produce an adverse affect in most workers

**** Ceiling value (maximum allowable concentration)

PHYSIOLOGICAL EFFECTS OF CARBON MONOXIDE (CO)

| Concentration of CO PPM | Allowable Length of Exposure |
|-------------------------|--|
| 100 | Allowable for exposure of several hours |
| 400 to 500 | Can be inhaled for 1 hour without appreciable affect |
| 600 to 700 | Just noticeable effects after 1 hour exposure |
| 1000 to 1200 | Unpleasant, but probably not dangerous after 1 hour exposure |
| 1500 to 2000 | Dangerous for exposure of 1 hour |
| 4000 or greater | Death in less than 1 hour |

This image shows a single page of white paper with horizontal blue or grey ruling lines. The lines are evenly spaced and run across the width of the page. There is no handwriting or other markings on the paper.


FIRES and EXPLOSIONS

1,479

© 1968 The New York Times Company.

—NEW YORK, THURSDAY

78 Trapped in Mine by Blasts and Fire



**21 Safe in West Virginia
—Flames Halt Rescue
Efforts Until Today**

By BEN A. FRANKLIN

Special to The New York Times

FARMINGTON, W. Va., Nov.

20 — A series of explosions sparked fierce fires deep below the earth in a soft coal mine early today, trapping 78 of 99 miners who were at work.

Efforts to reach the men, who were trapped 600 feet below ground, were put off late today until at least tomorrow morning as fire and smoke and the danger of further blasts barred waiting rescue teams from the mine portals.

Twenty-one miners of 99 on last night's midnight-to-8 A.M. shift were known to be safe. There has been no contact with any of those still missing.

An explosion at 5:40 A.M. today shattered the miners' lamp house, where precise records are kept of men going below ground.

It was not until tonight that officials of the Consolidation Coal Company of Pittsburgh, which owns the huge Farmington No. 9 mine at nearby James Fork, could give an accurate estimate of the number still missing.

The mine is operated by the

Continued on Page 34, Column 4

FARMINGTON
WEST VIRGINIA
NOV. 1968

Smoke billowing from the Llewellyn portal of Mountaineer Coal Co. yesterday after explosion trapped at least 70.

FIRES AND EXPLOSIONS

1. Q. What are the principal causes of mine fires?
A. Open lights, smoking, electric sparks, heating of electrical equipment, ignition of gas, blasting, and spontaneous combustion.
2. Q. What hazard may be created by wooden structures inside a mine?
A. The hazard of fires.
3. Q. What methods have been used to control or extinguish mine fires?
A. (a) Chemicals, rock dust, or sand.
(b) Enclosing affected area with tight seals.
(c) Flooding affected areas.
(d) Foam.
4. Q. How may rock dust be used effectively to extinguish a mine fire?
A. By applying a thick layer of rock dust to the fire.
5. Q. Under what conditions may rock dust be used to extinguish a mine fire?
A. When the fire can be approached near enough so that rock dust can be directed upon the burning material.
6. Q. What advantage does rock dust have over the use of water in extinguishing a mine fire?
A. Rock dust can be carried by the air current and deposited upon the fire; it eliminates the formation of steam and water gas; the use of rock dust also protects the roof from disintegration caused by steam and water.
7. Q. What is the most effective means of applying rock dust to a mine fire?
A. By the use of a high-pressure rock dusting machine.
8. Q. What is the safest and most effective means of controlling a serious mine fire?
A. By sealing.
9. Q. When should a mine fire be sealed?
A. Whenever it is not reasonably safe to employ direct methods of fighting the fire.

10. Q. When is it advisable to fight a mine fire by flooding?
- A. Only when it is otherwise inaccessible and local conditions are favorable.
11. Q. Why is it not advisable to fight a mine fire by flooding?
- A. (a) Heavy damages to mine and equipment.
(b) Expense of dewatering.
(c) Impossibility of ascertaining if fire is extinguished.
(d) Period of non-productivity.
(e) Possibility of generating explosive and dangerous gases by insufficient amount of water on the fire area.
12. Q. What is the object of sealing a mine fire?
- A. To cut off the supply of oxygen.
13. Q. What are the principal hazards in sealing mine fires?
- A. Explosive and asphyxiating gases.
14. Q. What changes occur to the atmosphere sealed within a fire area?
- A. Carbon dioxide and carbon monoxide are increased, oxygen is depleted and explosive gases may accumulate.
15. Q. What is the first thing to do upon discovery of a mine fire?
- A. Withdraw all miners from the mine, except those engaged in fighting the fire.
16. Q. Under what circumstances may methane accumulate in the presence of fire without the danger of an explosion?
- A. When the rate of liberation is not sufficient to produce an explosive mixture before the oxygen has been reduced to twelve percent (12%).
17. Q. What is the principal danger while mine fires are being sealed?
- A. The danger of gas explosion.
18. Q. How may the danger of an explosion be minimized while sealing a fire area?
- A. By sealing sufficiently far away to prevent explosive mixtures from forming before the fire seals can be completed.
19. Q. What kind of fire seals should be erected first?
- A. Temporary seals.

20. Q. Why should temporary seals be erected first to seal a mine fire?
- A. Quickness of erection lessens the exposure of the miners to the danger of an explosion.
21. Q. What material should be used for temporary fire seals?
- A. Brattice cloth or wood seals.
22. Q. How does a temporary seal exclude oxygen from the fire area?
- A. Leakage of air is reduced by the expansion of the heated atmosphere which produces a pressure inside of the seal.
23. Q. During what period after a fire seal has been erected is there danger of an explosion?
- A. While the oxygen content remains above twelve percent (12%).
24. Q. What are the essential requirements of permanent fire seals?
- A. They should be as airtight as possible.
25. Q. How may permanent fire seals be made relatively airtight?
- A. By "hitching" them into the floor, roof and ribs and coating the seals.
26. Q. Of what material should permanent fire seals be constructed?
- A. They should be substantially constructed of incombustible material.
27. Q. What facilities should be provided in permanent fire seals?
- A. Pipes should be provided through which air samples may be collected and excessive internal pressures can be bled.
28. Q. By what means can the condition of the fire in a sealed area be indicated?
- A. By analysis of air samples collected from behind the seals.
29. Q. How can excessive internal pressures be relieved from a sealed area without permitting air to enter?
- A. By bleeding off through a water trap.

30. Q. What would continued high oxygen content in a sealed fire area indicate?
- A. That there is a leakage of air into the sealed area.
31. Q. What would a fluctuating high carbon monoxide concentration in a sealed fire area indicate?
- A. That there is a leakage of air into the sealed area, keeping the fire active.
32. Q. How would an air analysis indicate that the fire was extinguished?
- A. By low oxygen content and the absence of carbon monoxide.
33. Q. What are the two most dangerous gases encountered in mine fires?
- A. Carbon monoxide and methane.
34. Q. How does the action of a mine fire cause explosive gases to be formed?
- A. By distillation of combustible gases from the coal and surrounding carbonaceous shales and by chemical reaction between carbon of the coal, oxygen of air and coal, and hydrogen from water at the higher temperature.
35. Q. How may the danger of an explosion following a mine fire be minimized?
- A. By sealing a large area enclosing the fire.
36. Q. What is the primary consideration in fighting mine fires?
- A. To provide for the safety of the miners engaged in the work.
37. Q. What is the danger of reversing the air current in the event of a mine fire?
- A. Flammable gases formed by the fire may become explosive when drawn across the fire.
38. Q. In what way may the possibility of mine fires be lessened?
- A. By the use of closed lights, permissible explosives approved electrical installations, sealing of abandoned areas, and careful supervision.
39. Q. What combustible and dangerous gas may be formed by the application of water to a mine fire?
- A. Water gas (carbon monoxide and hydrogen).

40. Q. How may gob fires in abandoned areas be avoided?
- A. By sealing to exclude oxygen.
41. Q. In the event of a mine fire located on the return of an extremely gassy section, what precaution should be taken?
- A. The air should be short-circuited to prevent the gas from being carried across the fire area.
42. Q. In the event of a mine fire discovered on the intake, what should be done to protect the miners on the ventilation current in by from smoke and dangerous gasses?
- A. The air moving over the fire should be short-circuited to the return airway.
43. Q. In the event of a mine fire, how should the fire be approached?
- A. Cautiously from the intake side by a competent person.
44. Q. What precautions should be taken to protect those engaged in attempting to extinguish a mine fire?
- A. The fire-fighting crew should be protected with fresh air.
45. Q. In the event of a mine fire, should the fan be stopped?
- A. Only when so decided by persons in charge who are experienced in rescue and recovery operations.
46. Q. How long a period is arbitrarily set, after temporary seals are erected, before rescue teams are permitted to return to the seals for investigation?
- A. Seventy-two (72) hours or longer.
47. Q. What should be done to determine when a sealed fire area should be opened?
- A. Samples of air should be taken from the sealed area and chemically analyzed. Opening should not be attempted for at least one hundred (100) days.
48. Q. What does the presence of carbon monoxide in a sealed fire area indicate?
- A. It indicates an active or recently active fire.
49. Q. What should be totally absent from the air samples before an attempt is made to unseal a mine fire?
- A. Carbon monoxide

50. Q. What deficiency of oxygen in a methane-air mixture renders an explosion impossible?
- A. When the oxygen is reduced to twelve percent (12%)
50. Q. Why is it not advisable to unseal a fire shortly after the carbon monoxide has disappeared and the oxygen content is reduced to about one percent (1%)?
- A. Sufficient time should be allowed for the area to cool to minimize the danger of rekindling, one hundred (100) days minimum.
52. Q. To what percent should oxygen be reduced before it is advisable to attempt to open a fire seal?
- A. One percent (1%) or lower.
53. Q. Why is it necessary to have a low oxygen content before a fire seal is opened?
- A. Dilution with pure air is likely to form an explosive mixture; a low percentage of oxygen will lessen the danger.
54. Q. How should ventilation be restored to a fire area?
- A. Gradually and systematically unless conditions make this method hazardous.
55. Q. Why should the ventilation be restored to the fire area gradually and systematically after unsealing?
- A. To be assured that all places are cleared of gas before miners enter and to prevent explosive mixtures from forming by an increase of oxygen.
56. Q. What preparatory work is necessary, prior to unsealing a mine fire?
- A. Preparation should be made for the fire gases to pass directly to the main return and all entries outby the seals should be heavily rock dusted.
57. Q. Why should careful consideration be given to the problem of unsealing a fire area?
- A. The dangerous character of the gases makes the operation extremely hazardous.
58. Q. What is the major consideration in determining when a fire seal should be broken?
- A. The composition of the fire gases as found by chemical analysis and their correct interpretation.
59. Q. What is the comparative effect upon oxygen between a raging fire and a smoldering fire?
- A. The oxygen will be reduced faster in the presence of a raging fire.

60. Q. How will an oily shale roof and a high volatile coal affect conditions otherwise favorable to reopening a fire seal?
- A. Heat will be retained longer and the danger of rekindling will be increased.
61. Q. What effect does barometric pressure have upon a sealed fire area?
- A. Variations of pressure will result in air leakage around the fire seals in the direction of the lower pressure.
62. Q. Under what conditions may a sealed fire area be reventilated quickly?
- A. When the affected area is small and there is every indication that the fire has been extinguished.
63. Q. When should air locks be used to recover a fire area?
- A. When the sealed area is extensive and it is uncertain whether or not the fire has been extinguished.
64. Q. How may bodies be recovered from a sealed fire area before the fire has been extinguished?
- A. By advancing into the area by means of air locks.
65. Q. What is the procedure in using air locks to recover a sealed fire area?
- A. Apparatus crews advance short distances inside of air locks and after erecting new seals with provisions for air locks, ventilation is re-established to the new base and this procedure is repeated.
66. Q. What is the procedure when a sealed fire area is recovered by direct ventilation?
- A. Crews wearing self-contained oxygen breathing apparatus break the seal on the intake side, behind a previously constructed air lock, and after exploring the affected area, the return seal is broken and the area reventilated.
67. Q. Where should electricity not be permitted in a mine during the unsealing of a fire area?
- A. The affected area.
68. Q. What are the principal causes of mine explosions?
- A. Ignition of gas or coal dust, or both, by electric arcs, blown-out shots, and smoking.
69. Q. What is the most prevalent source from which mine explosions are started?
- A. Accumulation of explosive mixtures of methane.

70. Q. What is the principal cause of accumulations of explosive mixtures of methane?
A. Interrupted ventilation.
71. Q. What is the most common cause of interrupted ventilation?
A. Short-circuiting of the ventilating current, for example, by leaving doors open, tearing line curtain down, and knocking out stoppings.
72. Q. What is the principal cause of ignition of explosive mixtures?
A. Electric arcs.
73. Q. How can mine explosions be prevented?
A. Adequate ventilation, use of rock dust, the safe use of electricity, and close supervision and frequent examinations for methane.
74. Q. What can be done to prevent a possible explosion from being propagated by coal dust?
A. By removing excessive coal dust and rock dusting.
75. Q. What is the first thing to be done on the surface of a mine in the event of an explosion?
A. See that the ventilation fan is operating properly.
76. Q. What is the most important duty of the electrician in the event of an explosion?
A. Pull and lock out all electrical switches leading into the mine.
77. Q. With ventilating apparatus working properly, what precaution should be taken to protect the lives of possible survivors?
A. Endeavor to ascertain their names and probable location.
78. Q. What should be the duty of police guards in the event of a mine explosion?
A. Barricade an area around the entrance and admit no one except authorized persons.
79. Q. What should be the duty of the mining engineer in the event of a mine explosion?
A. To furnish an up-to-date map of the mine showing the regular coursing of air, and keep it posted to show progress of recovery.
80. Q. What agency shall be notified immediately in the event of a mine explosion?
A. The Director of MHST and the district mine inspector.

81. Q. How many persons should be placed in charge of recovery work in the event of a mine explosion?
- A. One (1) only.
82. Q. Who should be in charge of crews performing recovery work after a mine explosion?
- A. Persons with experience and special training in recovery operations.
82. Q. What number of apparatus crews should be employed underground in recovery work after a mine explosion?
- A. At least two (2).
83. Q. What precautions should be taken before persons are permitted to enter a mine following an explosion, assuming that fans are operating properly?
- A. All persons should be properly checked and searched and only authorized persons should carry permissible flame safety lamps or other approved devices.
85. Q. What type of workers should be on each shift in recovery work following a mine explosion?
- A. Trained oxygen breathing apparatus crews, and fresh air labor crews to build stoppings, carry material and stretchers.
86. Q. What qualifications should be possessed by persons on oxygen breathing apparatus crews?
- A. They should be well trained, physically fit and competent.
87. Q. What equipment shall rescue teams wear?
- A. Mine rescue teams shall wear self-contained oxygen breathing apparatus.
88. Q. What types of gas detectors shall be provided to rescue teams?
- A. Permissible methane, oxygen and carbon monoxide detectors or other approved devices.
89. Q. What material should be provided for recovery work?
- A. Brattice cloth, boards, blocks, cement and non-sparking hand tools.
90. Q. What ventilation instrument should be provided for recovery work?
- A. Anemometer.

91. Q. What first-aid equipment should be provided for recovery work?
- A. First-aid supplies, stretchers, blankets and EMT kits.
92. Q. What fire-fighting equipment should be provided for recovery work?
- A. Fire extinguishers of proper type and rock dust.
93. Q. In recovery work, at what point underground is it advisable to have a first-aid station?
- A. At the fresh-air base.
94. Q. Before proceeding into a mine after an explosion, what examination should be made?
- A. Examine return airways for smoke or indications of fire.
95. Q. What particular danger is present if ventilation is restored following an explosion, before an exploration is made?
- A. Dormant fires may be revived and an explosion may follow.
96. Q. What are the chief factors that determine the location and establishment of a fresh-air base in mine recovery work?
- A. The fresh-air base must be in fresh air, free from possible contamination by poisonous and explosive gases, secure against roof falls, and readily accessible for rescue and recovery operations.
97. Q. What breathing apparatus may be used for exploration beyond fresh air?
- A. Self-contained oxygen breathing apparatus.
98. Q. Where is it essential that self-contained oxygen breathing apparatus be used?
- A. In irrespirable atmospheres.
99. Q. What percentages of methane in a methane-air mixture, when burned or exploded, will produce relatively large amounts of carbon dioxide?
- A. The percentages between the lower explosive limit and the maximum explosive point; five percent (5%) to ten percent (10%).
100. Q. What percentages of methane in a methane-air mixture, when burned or exploded, will produce relatively large amounts of carbon monoxide?
- A. The percentages between the maximum explosive point and the upper explosive limit; ten percent (10%) to fifteen percent (15%).

101. Q. What is the procedure of a mine rescue team engaged in exploration?
- A. They should carefully examine all parts of the area assigned; marking directional arrows back to the fresh-air base, and end of travel, with chalk, by date and name of the team.
102. Q. How far apart should the members of a mine rescue team travel?
- A. About seven (7) feet.
103. Q. How should mine rescue teams keep in contact with each other and the fresh-air base?
- A. With a life-line or communication system.
104. Q. What is the maximum distance a mine rescue team should explore under favorable conditions when lives are at stake?
- A. One thousand (1,000) feet one way.
105. Q. What is the length of a standard mine rescue life-line?
- A. One thousand (1,000) feet.
106. Q. What is the recommended life-line signal to stop if traveling or "all right" if at rest?
- A. One (1) pull.
107. Q. What is the recommended life-line signal for "advance"?
- A. Two (2) pulls.
108. Q. What is the recommended life-line signal for "retreat"?
- A. Three (3) pulls.
109. Q. What is the recommended life-line signal for "distress"?
- A. Four (4) pulls.
110. Q. How should the life-line be carried at all times?
- A. Taut between all members and base.
111. Q. Is it advisable to explore ahead of fresh air in dense smoke?
- A. Only to save lives or in an emergency.

112. Q. Under what conditions of travel is it inadvisable to explore ahead of fresh air?
- A. In an explosive atmosphere.
113. Q. Under what condition of temperature is it inadvisable to explore beyond fresh air?
- A. When temperature is high.
114. Q. What conditions of the self-contained oxygen breathing apparatus would make it inadvisable to explore beyond fresh air?
- A. When the apparatus is inadequately charged or in an unsafe condition.
115. Q. When is it advisable to explore beyond fresh air when only one apparatus crew is in the mine?
- A. When only extremely short trips are necessary, and then only to save life or do extremely important work necessary to recovery operations.
116. Q. In the course of recovery work, if men are discovered alive but not physically fit to travel on their own strength, how should they be treated?
- A. They should be given first-aid treatment at the fresh-air base and permitted to partially recuperate before being accompanied outside.
117. Q. Why should persons be kept at the fresh-air base after rescue until partially recuperated?
- A. Because of the severe physical reaction caused by the outside atmosphere.
118. Q. When re-establishing ventilation for recovery operations after an explosion, what type of stoppings should be used?
- A. Wood, brattice cloth, boards and plaster.
119. Q. What should be done when fires are found during recovery explorations?
- A. Every effort should be made to extinguish them, if possible. If fire is inaccessible it should be sealed at once.
120. Q. Why is it advisable to have telephones at the fresh-air base?
- A. To expedite the transmission of messages and instructions.
121. Q. Why should maps of the mine be available for the persons in charge of recovery?
- A. So that rescue and recovery work can be systematically planned and executed.

122. Q. Where should the shifts be changed when recovery work is in progress?
- A. At the fresh-air base.
123. Q. What precautions should be taken when persons are coming off shift from recovery operations?
- A. Persons should be checked out of the mine.
124. Q. When ventilation is being restored, what precautions should be taken at open dead ends and other open areas encountered?
- A. They should be swept free from dangerous gases or temporarily sealed.
125. Q. What is the most harmful gas in afterdamp?
- A. Carbon monoxide.
126. Q. What is a barricade?
- A. A stopping erected to prevent gases from an explosion reaching an unaffected portion of the mine where men may remain safely until rescued.
127. Q. Have barricades been successful in preserving life following mine fires and explosions?
- A. Yes.
128. Q. How may barricades be constructed?
- A. From any suitable material at hand such as gob, stopping material, ties taken from track, brattice cloth or used lumber.
129. Q. In the event of an explosion and escape is cut off by afterdamp in all escapeways, what is the safest thing to do?
- A. Short circuit the ventilation from the section and erect a barricade.
130. Q. What can be done to prevent the gases of an explosion from reaching the point where a barricade is erected?
- A. By short-circuiting the air at least fifty (50) feet outby the place and erecting a temporary curtain.
131. Q. How large an area should be enclosed within a barricade?
- A. As large as possible.

132. Q. While within a barricade how should a person conduct himself?
- A. He should remain quiet, occasionally moving about to mix the air.
133. Q. What should be done with flame lamps within a barricade?
- A. They should be extinguished. They deplete oxygen and may cause an explosion.
134. Q. How can compressed air, if available, be of assistance within a barricade?
- A. It can be used to replenish the air.
135. Q. How much air does the average person require per hour within a barricaded area when at rest?
- A. About one (1) cubic yard per hour.
136. Q. For what approximate length of time may five (5) men be barricaded in an area one hundred (100) feet long, ten (10) feet wide and five (5) feet high before they begin to suffer from oxygen depletion?
- A. Approximately thirty-seven (37) hours.
 (solution $\frac{100 \times 10 \times 5}{27} = \frac{5,000}{27} = \text{cubic yards}$ $\frac{185}{5} = 37 \text{ hours.}$)
137. Q. When gases begin to enter a barricade, what can be done?
- A. If the place is large enough additional barricades can be built in by the first ones erected, or the crevices can be plugged.

Notes:

EXPLOSIVES



EXPLOSIVES

1. Q. Is it permissible to have, use or store any non-permissible explosives or non-permissible blasting devices in any coal mine or on the premises of any mine?
A. It shall be unlawful without a permit from the Director of MHST.
2. Q. How shall surface magazines be constructed?
A. Incombustible materials, reasonably bulletproof, with no metal or sparking material exposed inside the magazine.
3. Q. What type of doors shall be provided on surface magazines?
A. Doors shall be constructed of at least one-fourth inch steel plate lined with a two inch thickness of wood or equivalent.
4. Q. What shall be provided for ventilation at a surface magazine?
A. Properly screened ventilators.
5. Q. When the surface magazine is unattended, how shall such magazine be secured from unauthorized persons?
A. Kept locked securely.
6. Q. If surface magazines are illuminated electrically, what type of lights shall be used?
A. Vapor-proof type, properly installed and wired.
7. Q. What distance shall powder magazines be located away from mine openings?
A. Two hundred (200) feet unless barricaded.
8. Q. What accumulations shall not be permitted in or around powder magazines?
A. Rubbish or combustible material within twenty five (25) feet of the magazine.
9. Q. What methods of lighting shall not be permitted in magazines?
A. Open lights.
10. Q. What shall be posted near surface magazines?
A. Warning signs placed so that a bullet going directly through them will not hit the magazine.

11. Q. What are the qualifications of a certified shot firer?
- A. Any person having at least two years of practical experience in coal mines, who has knowledge of ventilation, mine roof and timbering, and who has demonstrated their knowledge of mine gases, the use of a flame safety lamp, and other approved detection devices and by examination and certification given them by the Director of MHST.
12. Q. What is a permissible explosive?
- A. One which has passed certain tests conducted by the USBM/MSHA.
13. Q. What is the principal ingredient in permissible explosives generally used for shooting coal?
- A. Ammonium nitrate.
14. Q. What are the characteristics of the flame which determines the permissibility of an explosive?
- A. Short flame of short duration.
15. Q. What class of permissible explosives liberates the smallest volume of poisonous gases?
- A. Class A
16. Q. Besides the characteristics of their ingredients, what other conditions determine the permissibility of an explosive.
- A. The conditions under which they are used.
17. Q. How may permissible explosives become deteriorated?
- A. By moisture, improper storage, or age.
18. Q. To remain permissible, how must a permissible explosive be fired?
- A. By electric detonator of proper strength.
19. Q. To remain permissible, what kind of blasting unit must be used to fire permissible explosives?
- A. A permissible blasting unit.
20. Q. What is the minimum charge of permissible explosives that is permitted to be used for one hole, six feet or more in depth?
- A. One and one half (1 1/2) pounds.

21. Q. What is the maximum charge of permissible explosives that is permitted to be used for one hole, six feet or more in depth?
- A. Three (3) pounds.
22. Q. To remain permissible, how must permissible explosives be stemmed?
- A. They must be properly confined in a hole with incombustible stemming material at least twenty four (24) inches in length, or one half the length of the hole if the hole is less than four feet.
23. Q. To remain permissible, what must be the condition of the place before permissible explosives are fired?
- A. That gas can not be detected with a flame safety lamp or other approved device.
24. Q. To remain permissible, how must the coal be prepared before permissible explosives are fired?
- A. The coal must be cut or sheared unless written permission is granted by the Director of MHST to shoot on solid.
25. Q. What is the principal cause of explosive accidents when permissible explosives are used?
- A. Carelessness or improper usage.
26. Q. What poisonous gases are liberated by explosives when fired?
- A. Carbon monoxide and oxides of nitrogen.
27. Q. What are the dangers from burning explosives?
- A. Fires, explosions and dangerous gases.
28. Q. What work in face areas is permitted while boreholes are being charged?
- A. Only work in connection with timbering and general safety.
29. Q. What quantity of explosives may be stored underground in magazines?
- A. No more than a forty eight (48) hour supply.
30. Q. How shall explosives be carried into a mine?
- A. They shall be carried separately from firing devices and enclosed in non-conducting boxes.

31. Q. How may explosives be hauled by electrically operated trips?
A. In substantially covered cars lined with non-conductive material, or in special substantially built covered containers lined with non-conductive material.
32. Q. What should be the provisions relative to carrying explosives on trips which carry miners?
A. Explosives shall be prohibited on trips which carry miners.
33. Q. How close to a man-trip may a powder trip be operated?
A. Not less than five minutes apart.
34. Q. How shall explosives and firing devices be kept with respect to each other underground?
A. They shall be kept in separate containers at least five feet apart, or in the same container separated by a four inch hardwood partition.
35. Q. What is the minimum distance from a roadway or power wire that underground powder magazines may be placed?
A. Fifteen (15) feet.
36. Q. How should explosives be stored near the face?
A. In a place free from danger of stray electric currents or flying objects.
37. Q. How far from the face must powder boxes or magazines be kept?
A. At least one hundred (100) feet from the faces and out of direct line of blasting.
38. Q. Is water a permissible stemming material?
A. Yes.
39. Q. How shall explosives and detonators be transported on underground belts?
A. In original and unopened cases, in special closed cases constructed of non-conductive material or in suitable individual containers.
40. Q. How should explosives and blasting caps be handled at the end of a shift?
A. In accordance with an established system for the mine.
41. Q. What type of shot shall not be fired in any mine?
A. Adobe or mud-capped or any other unconfined shot without a permit.

42. Q. What are mud-capping or adobe shots?
A. An unconfined shot.
43. Q. What is the danger of adobe or mud-capping?
A. The unconfined shot will raise dust which may become ignited.
44. Q. What is the purpose of cutting the coal?
A. To provide an additional free face or faces to assist the action of the explosive, and lessen the danger of a blown out shot.
45. Q. What is the danger of shooting off the solid?
A. Ignition of gas and coal dust by blown out shots.
46. Q. What shall be the length of the drill hole?
A. Not deeper than the depth of the cut.
47. Q. What is the effect of too long a hole or one that grips the rib?
A. The effect of the cut is partially lost and a blown out shot may occur?
48. Q. How many kinds of explosives may be used in the same hole?
A. Only one.
49. Q. How shall explosives be confined in the drill hole?
A. They shall be confined with incombustible material.
50. Q. What is proper stemming material?
A. Incombustible materials such as sand, clay, rock dust, or special devices such as water dummies.
51. Q. Why is coal dust stemming dangerous?
A. The flame of the explosion will be increased and the coal dust may be ignited.
52. Q. What is the effect of incombustible stemming upon the flame of an explosion?
A. The length and duration of the flame are decreased.

53. Q. What are the practical benefits of proper stemming?
A. The shot is more effective.
54. Q. What is the danger of improper stemming?
A. The danger of a blown out shot.
55. Q. What kind of stemming tool should be used?
A. A wooden tamping stick.
56. Q. What kind of stemming tools shall be prohibited?
A. Metal or metal-clad tamping bars.
57. Q. What may be the danger of an under-charged hole?
A. The charge may not be sufficient to break the coal and may result in a blown out shot.
58. Q. What may be the danger of the charge being separated by un-removed drillings?
A. Incomplete explosion and possible burning of the unexploded charge.
59. Q. May electrical equipment be operated in the face area while boreholes are being charged?
A. No.
60. Q. How soon after charging shall holes be fired?
A. Promptly.
61. Q. What may be the cause of a premature shot?
A. Stray electrical currents.
62. Q. What creates the force when an explosive is fired?
A. The sudden expansion of gases liberated.
63. Q. What is required before shots may be fired in a place known to liberate explosive gases?
A. The place shall be properly examined with a flame safety lamp or other approved device.

64. Q. What is considered to be a dangerous percentage of methane when permissible explosives are to be fired?
A. One percent (1%).
65. Q. In what direction is the maximum force of the explosion exerted?
A. Equally in all directions, but it takes the direction of least resistance.
66. Q. Who must be warned before shots are fired?
A. Everyone in the place and in the adjoining places.
67. Q. How should warnings be given when shots are about to be fired?
A. By shouting "fire" three times slowly after those notified have withdrawn.
68. Q. What should persons do when warned that shots are about to be fired?
A. Withdraw immediately.
69. Q. Where should persons be when shots are fired?
A. Out of the line of fire and around a corner.
70. Q. When should the shot firer make the connection to the shooting cable?
A. When other persons are out of the line of fire.
71. Q. How soon may a person approach the face after a shot has been fired?
A. Not until the smoke has cleared away.
72. Q. What shall be done after shooting, before work is resumed?
A. The roof shall be examined and the place made safe.
73. Q. What is the first thing to do when a misfire has occurred?
A. Disconnect from the blasting unit and short-circuit the wires by twisting them together.
74. Q. In the event of a misfire how should the place be guarded against injury to others?
A. A miner should remain on guard at a safe distance until a foreman arrives.


75. Q. How long should a person wait after a misfire before going back into the place?
A. Five minutes.
76. Q. How shall a misfire be removed?
A. Another hole may be drilled at least twenty four (24) inches away and fired or by washing the stemming and charge from the borehole with water, or by inserting and firing a new primer after the stemming has been washed out.
77. Q. Who shall supervise the removal of a misfire?
A. Mine foreman or certified person designated by him/her.
78. Q. What method of removing misfires should not be permitted?
A. By drilling them out.
79. Q. Who shall be designated to fire shots?
A. Only certified shot firers.
80. Q. How is an electric blasting cap protected from stray currents?
A. By means of a shunt.
81. Q. How is a shunt made?
A. By short-circuiting the end of the leg wires.
82. Q. When should a shunt on leg wires be removed?
A. Not until connection has been made with the shot-firing cable.
83. Q. What is the proper type of shot-firing cable?
A. A rubber covered two-conductor cable of adequate size and length.
84. Q. What shall be the minimum length of a shot-firing cable?
A. One hundred (100) feet. New cables should be purchased at least one hundred and twenty five (125) feet long.
85. Q. How should shooting cables be maintained?
A. Free from cuts and abrasion.

86. Q. How may shooting cables be protected from stray currents?
A. By being shunted.
87. Q. What determines the permissibility of a blasting unit?
A. The current is not strong enough to ignite gas and is provided with a safety contact.
88. Q. Why should shots not be fired from the trolley wire?
A. High voltages may form arcs which will ignite gas or coal dust.
89. Q. What is the greatest danger from electric firing?
A. Current may be applied before the miners have reached a safe place or stray currents may cause a premature explosion.
90. Q. When should blasting caps be placed in explosives?
A. Not until the holes are ready to be charged.
91. Q. Where should the blasting cap be placed when a bore hole is charged?
A. It should be placed centrally in the primer and pointed toward the body of the charge.
92. Q. May short-interval detonators be used to shoot coal underground?
A. Yes, with written permission from the Director of MHST.
93. Q. What are the requirements relative to ventilation when using multiple shooting in the bottom or top?
A. It must be done in intake air except by permission from the Director of MHST.
94. Q. May millisecond delay detonators be used for blasting coal?
A. Yes, with written permission from the Director of MHST.
95. Q. How must the circuit be tested when using millisecond delay detonators?
A. With a galvanometer.
96. Q. What shall the entire series delay not exceed of any one round?
. Not more than 500 milliseconds between the first and last hole.

97. Q. How must the leg wires be connected when using millisecond delay detonators?
- A. In series.
98. Q. May instantaneous, regular, or zero delay detonators be fired in the same circuit as millisecond delay detonators?
- A. No.
99. Q. What is the maximum and minimum delay interval between adjacent rows of shots, when using millisecond delay detonators?
- A. Not more than one hundred (100) nor less than twenty-five (25) milliseconds.
100. Q. What must be done before a misfire is removed when using millisecond delay detonators?
- A. Test the failed shot with a galvanometer.
101. Q. What are sheathed type explosives?
- A. A class A gel-type permissible explosive of a specific design that when detonated in a methane air mixture and/or coal dust will not cause an ignition and/or explosion.

[illegible]

FIRE PROTECTION



FIRE PROTECTION

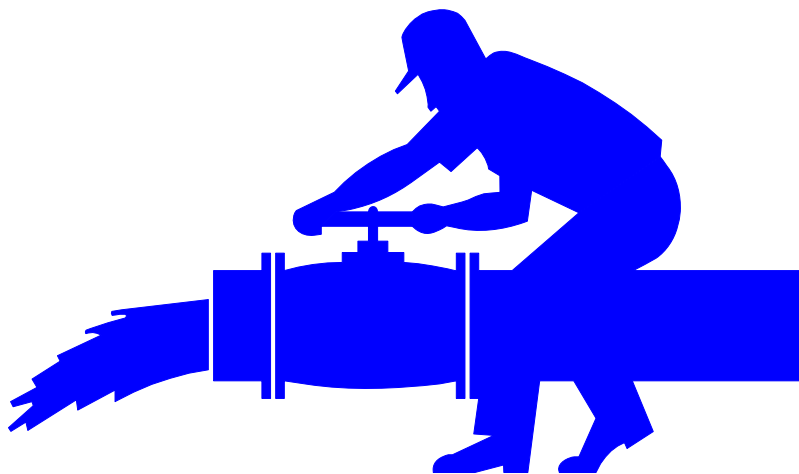
1. Q. How often shall fire drills be held for employees?
A. At least every six (6) months.
2. Q. What shall be shown on the map of the mine and kept available at the mine office at all times?
A. The location of pipelines, valves and fire taps.
3. Q. At what surface installations shall suitable fire protection be provided?
A. Fans, shops, tipples, substations, compressor stations, hoist rooms and all floors of preparation plants.
4. Q. What shall waterlines be capable of delivering?
A. Fifty (50) gallons of water at a nozzle pressure of fifty (50) pounds per square inch.
5. Q. What shall be the capacity of a portable water car?
A. At least one thousand (1000) gallons.
6. Q. What shall be the capacity of a portable chemical car?
A. Enough chemicals to provide a fire extinguishing capacity equivalent to that of a portable water car.
7. Q. What is necessary for the effective operation of a foam generating machine?
A. It shall have facilities and equipment for supplying the machine with thirty (30) gallons of water per minute at thirty (30) pounds per square inch for a period of thirty (30) minutes.
8. Q. What is required of all new portable fire extinguishers?
A. They shall be of the multi-purpose dry chemical type, having a 2A 10BC or higher rating.
9. Q. What shall be the bursting pressure of a fire hose?
A. Four (4) times higher than the static water line pressure at the mine location.
10. Q. How far shall water lines be extended?
A. To each section loading point and equipped with enough fire hose to reach each working face.

11. Q. What shall be provided at each working section of coal mines producing three hundred (300) tons or more per shift?
A. Two (2) portable fire extinguishers and two hundred forty (240) pounds of rock dust.
12. Q. Where shall waterlines be located in relation to belt conveyors?
A. Waterlines shall be installed parallel to the entire length of the belt conveyor.
13. Q. Where shall outlets with valves be located for waterlines along belt conveyors?
A. At three hundred (300) feet intervals along the belt conveyor and at tailpieces.
14. Q. In mines producing three hundred (300) tons of coal or more per shift, where shall waterlines be installed relative to haulage tracks.
A. Parallel to all haulage tracks using mechanized equipment in the track or adjacent entry.
15. Q. Where shall outlets with valves be located for waterlines along haulageways?
A. At intervals of not more than five hundred (500) feet.
16. Q. What may be used in lieu of waterlines along haulageways?
A. Two (2) portable water cars, readily available.
17. Q. What shall each locomotive, track or off track self propelled man-trip car or personnel carrier be equipped with?
A. One (1) portable fire extinguisher.
18. Q. What shall be provided at each permanent electrical installation?
A. Two (2) portable fire extinguisher.
19. Q. What shall be provided at temporary electrical installations?
A. One (1) portable fire extinguisher and two hundred and forty (240) pounds of rock dust.
20. Q. What shall be provided at each permanent underground oil storage station?
A. Two (2) portable fire extinguishers and two hundred and forty (240) pounds of rock dust.

21. Q. At each working section where twenty-five (25) gallons or more of oil are stored, how many fire extinguishers are required?
- A. One (1) portable fire extinguisher.
22. Q. What fire protection is required at locations where cutting, welding or soldering with arc or flame is being done?
- A. One (1) portable fire extinguisher or two hundred and forty (240) pounds of rock dust.
23. Q. What fire protection is required at each wooden door through which power lines pass?
- A. One (1) portable fire extinguisher or two hundred forty (240) pounds of rock dust.
24. Q. What should all employees know relative to fire extinguishers?
- A. They should know how to use them properly.
25. Q. What is required at strategic locations along each belt conveyor?
- A. At least five hundred (500) feet of fire hose.

This image shows a single sheet of white paper with horizontal blue or grey ruling lines. The lines are evenly spaced and run across the width of the page. There is no text or other markings on the paper.

DRAINAGE



DRAINAGE

1. Q. What are the duties of the mine foreman relative to drainage?
A. The mine foreman shall have all water drained or hauled out of working places where practicable.
2. Q. How shall travelways, haulageways and escapeways be maintained?
A. They should be properly drained and free from obstructions.
3. Q. What may be the effect of undrained bodies of water upon ventilation?
A. Air courses may be blocked so as to interfere with ventilation.
4. Q. What are the disadvantages of poorly drained mines?
A. Transportation is usually handicapped; it is difficult to maintain track as ballast washes out; it is difficult to keep rolling stock properly lubricated; rails and fittings become corroded; production is limited; and the filling of swags may interfere with ventilation.
5. Q. How can a mine be kept free from excessive amounts of water?
A. By ditching, siphon lines, pumping and by keeping water from entering.
6. Q. What is the weight of one (1) cubic foot of water?
A. Sixty two and five-tenths (62.5) pounds.
7. Q. What is the pressure exerted by a column of water one (1) foot high and on one (1) square inch of surface?
A. 0.434 pounds.
8. Q. How many gallons are in one (1) cubic foot?
A. Seven and five-tenths (7.5) gallons.
9. Q. What is the weight of one (1) gallon of water?
A. Eight and one-third ($8 \frac{1}{3}$) pounds.
10. Q. What is the theoretical height to which water can be lifted in a vacuum by atmospheric pressure at sea level?
A. Thirty four (34) feet.

11. Q. What is a siphon ?
- A. It is a pipe line bent downwards at some point to form two (2) legs, the shorter of which is for suction and the longer for discharge.
12. Q. What practical precaution must be taken in the installation of a siphon line to insure its operation?
- A. That it have no air leaks; that the outlet is lower than the inlet; that each leg be laid on a uniform gradient so that air pockets will not form.
13. Q. What is the practical height to which water can be lifted in a siphon at sea level?
- A. About twenty two (22) feet.
14. Q. What is the principle upon which the siphon operates?
- A. Water is raised over a summit by atmospheric pressure when the line is full of water and flows from the discharge leg by gravity.
15. Q. What two (2) types of pumps are generally used in coal mines?
- A. The reciprocating pump and the centrifugal pump.
16. Q. Why is the centrifugal pump not well adapted for gathering service?
- A. The pump will not pick up water after the suction line has been exposed, unless the pump is lower than the water or it has been provided with an automatic priming arrangement.
17. Q. What resistance must be overcome when a pump is in operation?
- A. The resistance of the static head or the weight of the water to be pumped and the resistance of the pipe to the flow of water.
18. Q. What is required when the primary escapeway that leads to a working section becomes blocked with water?
- A. All persons must be withdrawn outby the effected area.
19. Q. What is a sump?
- A. A natural or constructed basin at the lowest levels of a mine, used to gather water for pumping.

This image shows a single sheet of white paper with horizontal blue or grey ruling lines. The lines are evenly spaced and run across the width of the page. There is no text or other markings on the paper.

INSTURMENTS and APPARATUS



MINE RESCUE APPARATUS

1. Q. What is a Drager BG-4 mine rescue apparatus?

A. An approved self-contained compressed oxygen breathing apparatus used in mine rescue operations.

2. Q. How long will a mine rescue apparatus provide oxygen for the wearer?

A. Four hours at a moderately heavy work rate.



3. Q. Who is permitted to wear a mine rescue apparatus in mine rescue operations?

A. Only people physically fit and certified in mine rescue equipment.

4. Q. How shall mine rescue apparatus and equipment be maintained?

A. In a manner that will insure readiness for immediate use.

5. Q. What is a SCSR?

A. An approved self-contained self-rescuer.

6. Q. What is the purpose of the SCSR?

A. To provide the wearer oxygen in the event of a mine emergency.

7. Q. When should the SCSR be used?

A. Immediately at the first indication of a fire or an explosion.

8. Q. How long will the SCSR provide oxygen for the wearer in an emergency situation?

A. One hour minimum.

9. Q. How may the service life of the SCSR be extended?

A. By remaining calm and resting quietly.

10. Q. What must be done if there is a puncture in the case or damage at the seal area of the SCSR?

A. The unit must be removed from service immediately.

11. Q. How can it be determined that the SCSR is functional?

A. By checking daily the gauge or indicator and overall conditions.

12. Q. What is the shelf life of the SCSR?

A. That which is recommended by the manufacturer.

13. Q. What effect does moisture have on the SCSR in storage?

A. Moisture has no effect on storage or operation of the unit in that it is sealed.

14. Q. What is the time frame for donning and activating the SCSR unit?

A. Approximately thirty seconds.

15. Q. Where shall the self-rescuer be located in respect to the miner?

A. Within immediate reach at all times and in compliance with the cache' storage plan.

16. Q. Who is required to provide training to the miner in the use of the SCSR?

A. The mine operator.

17. Q. How often shall underground employees be trained in the use of the SCSR?

A. Annually.

18. Q. What is the general principal of the SCSR?

A. Oxygen is supplied to the wearer and exhaled carbon dioxide is absorbed.

19. Q. How does one breathe wearing the SCSR?

A. Inhalation and exhalation is through the mouth piece.

20. Q. Where is it essential to use the SCSR?

A. In an oxygen depleted atmosphere.

21. Q. May the SCSR be used to fight mine fires?

A. No, the SCSR is to be used for escape only.

22. Q. Why are goggles provided with the SCSR?

A. To provide eye protection from smoke and other harmful gases.

23. Q. What determines the storage and/or shelf life of the SCSR?

A. The manufacturers' recommendations as specified.

ANEMOMETER

The anemometer generally used in coal mining consists of a metal ring within which is set a rotating propeller or blade. The air current striking the inclined blades rotates the vane, the number of revolutions being recorded on the face of the dial by means of a series of gears. The instrument is so calibrated that each revolution of the vane corresponds to one lineal foot of air travel. The instrument is used to measure the velocity of the air currents in mine entries as expressed in feet.

When taking a reading, an area is found where the air has a straight course and will not be deflected unequally to either side, and where the area of the entry can be measured.

1. Q. What is an anemometer?

A. An instrument resembling a small disk fan, used to measure lineal feet of air travel.

2. Q. How are air velocities determined by an anemometer?
- A. By the lineal feet of air travel as recorded on the dials.
3. Q. What period of time is usually taken for measuring air velocities?
- A. For one minute.
4. Q. How is an anemometer used to obtain velocities in mines?
- A. It is held in an air current for a given period of time to determine lineal feet of air passing each minute.
5. Q. What is the quantity of air moving through an airway five (5) feet high and twelve (12) feet wide and the anemometer reading is five hundred (500) CFM.
- A. Thirty thousand (30,000) CFM, $5 \times 12 \times 500 = 30,000$ CFM
6. Q. What is meant by CFM?
- A. Cubic feet per minute.
7. Q. What should be done prior to taking an air velocity reading?
- A. All dials should be reset to zero.
8. Q. How is the cross-sectional area of an entry determined?
- A. Entry height multiplied by entry width.
9. Q. What is the cross-sectional area of an entry 6 1/2 feet high and 20 feet wide?
- A. 130 square feet ($6.5 \times 20 = 130$ sq. ft.).

BAROMETER

A barometer is an instrument used to measure the pressure of the atmosphere. A careful study of changes in pressure often forecast a dangerous gaseous condition in the mine as shown by a rapid fall of the barometer reading. Regular barometer readings are important in respect to their indicating the expansive effect on the mine air, which always accompanies a sudden fall of the barometer reading. As a result, the air and gasses confined in large abandoned areas are forced out into the active workings, causing a potentially explosive condition.

1. Q. What is a barometer?
- A. An instrument used to measure the pressure of the atmosphere.

2. Q. What are the two common types of barometer?

A. The mercurial and the aneroid barometer.

3. Q. What common varying conditions of mine air are determined by measuring devices?

A. Temperature, pressure, velocity and humidity.

4. Q. What is the principal by which a mercurial barometer works?

A. Atmospheric pressure is determined by the height to which a mercury column is raised in a vacuum.

5. Q. How does the aneroid barometer operate?

A. Outside pressure changes are shown on a dial which is graduated in inches and tenths.

6. Q. What is atmospheric pressure?

A. The pressure exerted by the column of air above a given point.

7. Q. How many pounds of atmospheric pressure per square inch are denoted by one inch of mercury column?

A. 0.491 pound.

8. Q. What is the normal pressure of air on the earth's surface at sea level?

A. About 14.7 pounds per square inch.

9. Q. What is the barometer reading for normal air pressure at sea level?

A. Thirty (30) inches.

10. Q. How does elevation affect the reading of a barometer?

A. The reading varies with the weight of the atmosphere. As we ascend, the reading becomes less, as we descend, the reading becomes greater.

11. Q. What factors change the reading of a barometer?

A. Changes in atmospheric pressure due to temperature, humidity and elevation.

12. Q. What value is a barometer relative to mine ventilation?

A. A falling barometer warns of decreased air pressure.

MINE WATER GAUGE

A water gauge consists of a glass U shaped tube partially filled with water, opened at both ends and graduated in inches and tenths of inches. A water gauge is used in mine ventilation for the purpose of measuring ventilating pressure. The water gauge should be placed on the fan housing in order that it shall take into account the entire resistance of the mine. The rise or fall of one inch difference in the level of the water columns denotes 5.2 pounds per square foot of pressure. Assuming the fan is running at the same speed and the water gauge is observed to take a sudden rise of one half inch, it is assumed that the increased gauge is due to a greater mine resistance, which is probably caused by some obstruction in the air current. It may be that a fall of roof has blocked the airway at some point in the mine. The sum of the difference of the two water levels of the water gauge is the water gauge reading.

1. Q. What is a water gauge?

A. An instrument to determine differences in air pressure.

2. Q. Of what does a water gauge consist?

A. A glass U shaped tube, partially filled with water and opened at both ends.

3. Q. How is a water gauge used to determine differences in air pressure?

A. By connecting the ends of the tube to the points between which the difference is to be measured.

4. Q. How is ventilating pressure determined by the water gauge?

A. By the difference in elevation of the two water columns.

5. Q. How is the water gauge graduated?

A. In inches and tenths.

6. Q. What pressure is denoted by each inch difference in the level of the water columns?

A. 5.2 pounds per square foot.

7. Q. How is the value of 5.2 pounds per square foot per inch of water gauge found?

A. One square foot of water, one foot deep weighs 62.5 pounds; therefore one square foot of water one inch deep weighs 5.2 pounds (62.5 divided by 12 = 5.2 pounds).

8. Q. At what point can the total mine resistance be determined?

A. At the fan.

INDUSTRIAL SCIENTIFIC CMX 250 AND 270 MONITORS

The Industrial Scientific CMX 250 and 270 monitors are battery operated digital hand held monitors. The 250 monitors methane (CH₄) and Oxygen (O₂) while the CMX 270 monitors methane (CH₄), carbon monoxide (CO) and oxygen (O₂). Both monitors have audible alarms and visual readout and constantly monitor the atmosphere.

1. Q. How do you determine if a sensor is bad on a CMX 250 or 270 monitor?

A. Visual and audible indicators.

2. Q. How do you determine if the battery is in need of charging?

A. Visual and audible indicator.

3. Q. After switching on a CMX 250 or 270 monitor what should the oxygen (O₂) display read?

A. 20.9%

4. Q. How are the CMX 250 or 270 monitors switched on?

A. By backing off the knurled nut on the bottom of the instrument and rotating the calibration cover.

5. Q. At what percent does the CMX 250 and 270 monitors sound the low oxygen (O₂) alarm?

A. 19.5%

6. Q. At what percentage does the methane sensor for the CMX 250 or 270 monitors alarm?

A. 1.0%

7. Q. At what reading does a carbon monoxide sensor on a CMX 270 monitor alarm?

A. 50 parts per million (ppm).

8. Q. Will the CMX 250 and 270 monitors give indication of methane (CH₄) while the monitor is set in the oxygen (O₂) mode?

A. Yes, if the percentage is one percent (1%) or greater.

9. Q. Does the CMX 250 and 270 continuously monitor the mine atmosphere?

A. Yes.

10. Q. Does the CMX 250 and 270 monitors still give accurate readings after the first low battery alarm sounds?

A. Yes.

GAS TESTING INSTRUMENTS

CSE Digital Model 102 and 102LD

1. Q. What is the first check performed on the CSE 102 methane detector?

A. A visual inspection to assure cleanliness and no missing or damaged parts.

2. Q. How is the battery-voltage test performed on the CSE 102 detector?

A. Press both buttons and assure battery voltage reads between 3.5 and 4.0 volts.

3. Q. How is the electrical-zero test performed on the CSE 102 detector?

A. Press the test button only and assure electrical zero reads between 0.0 and 0.1.



4. Q. How is a malfunction indicated by the CSE 102 detector?

A. A malfunction is indicated by a yellow light while making the battery-voltage test.

5. Q. How is a high concentration of methane indicated on the CSE 102 detector?
- A. A red light will appear when there is a high concentration of methane.
6. Q. What button is depressed when taking a methane test on the CSE 102 detector?
- A. The test button only.
7. Q. What does the display consist of on a CSE 102 detector?
- A. It consists of a gas indicator, a malfunction indicator, and a two-digit readout.
8. Q. What checks should be made before using the CSE 102 methane detector?
- A. Visual inspection, battery-voltage test, and electrical-zero test.
9. Q. How is a methane test performed with a CSE 102?
- A. By depressing the test button only and reading the display, whole numbers are on the left, and tenths are on the right of the display.



10. Q. How long should the CSE 102 be allowed to cool between gas tests?
- A. The CSE 102 should be allowed to cool for at least one (1) minute between gas tests.

CSE EXPLORER 4

1. Q. What type of batteries does the Explorer 4 use for its operation?
- A. Nickel metal hydride or alkaline.

2. Q. What type of alarms does the Explorer 4 come with?

A. Audible and visual.

3. Q. What are the main menu options on the Explorer 4?

A. Operate, calibrate, configure and diagnose.



4. Q. How is the Explorer 4 activated?

A. By pressing either key.

5. Q. How is the Explorer 4 deactivated?

A. By holding both keys simultaneously for about three seconds, and wait for the display to blank.

6. Q. At what flow rate of gases is the Explorer 4 calibrated?

A. 0.5 liters per minute.

7. Q. How long should the Explorer 4 be warmed up before starting calibration?

A. At least five (5) minutes.

8. Q. What effect does oxygen have on the Explorer 4 combustible gas sensors?
- A. An oxygen deficient atmosphere causes the sensor to read inaccurately and low. An oxygen rich atmosphere causes the sensor to read inaccurately and high.
9. Q. How many gases can be monitored at one time with the Explorer 4?
- A. Four (4).
10. Q. Where must the Explorer 4 be zeroed?
- A. In air containing 20.9% oxygen, 0.0% combustible gases, and 0 ppm toxic gases.

LTX 310 ELECTRONIC DETECTOR

1. Q. What three (3) gases are detected by the LTX 310 Electronic Detector?
- A. Methane (CH₄), carbon monoxide (CO), and oxygen (O₂).
2. Q. What is the low alarm level activation setting for oxygen on the LTX 310 detector?
- A. Nineteen and one-half percent (19.5%).



3. Q. What is the alarm level activation setting for carbon monoxide on the LTX 310 detector?
A. Fifty (50) ppm carbon monoxide.
4. Q. What does ppm stand for?
A. Parts per million.
5. Q. What is the alarm level activation setting for methane on the LTX 310 detector?
A. One percent (1%) methane.
6. Q. What is the calibration level for oxygen?
A. Twenty and nine-tenths percent (20.9%) oxygen.
7. Q. When must the oxygen level be calibrated on the LTX 310 detector?
A. Daily.
8. Q. The LTX 310 detector has what two (2) types of alarms?

- A. Visual and audible.
9. Q. How often must the LTX 310 detector be calibrated according to West Virginia state law?
- A. Every thirty (30) days.
10. Q. What type of methane detector calibration record should be maintained by the operator?
- A. A written record.

ITX MULTI-GAS MONITOR

1. Q. How do you turn on the ITX multi-gas monitor?
- A. Press and hold the "On/Off" mode until the instrument emits a short beep and the ITX Welcome screen appears.
2. Q. How can you check the last calibration date on the ITX multi-gas monitor?
- A. Press "On/Off" mode until "Instrument Calibration Due" appears.
3. Q. What needs to be done after any incident where the combustible gas content has caused the instrument to latch in the over-range alarm condition?
- A. Verify the calibration of the combustible gas sensor.



4. Q. How do silicone compound vapors or other known contaminants affect the combustible gas sensor?
A. It will cause readings of combustible gas to be lower than the actual gas concentration.
5. Q. How may sudden changes in the atmospheric pressure affect the instrument?
A. It may cause temporary fluctuations in the oxygen reading.
6. Q. Where are the instruments tested for intrinsic safety?
A. In explosive gas / air mixtures only (21% oxygen).
7. Q. The "Peak" reading displayed represents what?
A. The highest toxic and explosive gas concentration, and the lowest oxygen concentration measured since the peak reading was last cleared from the memory.
8. Q. How long should the ITX function with a fully charged battery pack?
A. Up to 19 hours; and up to 10 hours when using the ISP sampling pump of continuous operation.

9. Q. The ITX sensors are designed to be changed and replaced by whom?
- A. The user in the field, without the need for factory service personnel.
10. Q. What should you use when necessary to clean the ITX detector?
- A. Wipe the outside with a soft clean cloth. Do not use any types of solvent or cleaning solutions.

MSA SOLARIS MULTIGAS DETECTOR

1. Q. What check must be made prior to each days use?
- A. Check calibration before each days use and adjust if necessary.
2. Q. How often must the Solaris be calibrated?
- A. At least every 30 days or more often if needed.



3. Q. When the low battery alarm sounds, how much operational time remains?
- A. Fifteen (15) minutes, depending on ambient temperatures.

4. Q. What happens when the batteries can no longer operate the instrument?
A. The instrument goes into battery shut down mode.
5. Q. What must be done before charging if instrument is either very hot or very cold?
A. Allow instrument to stabilize for one hour at room temperature before attempting to charge.
6. Q. In what type of atmosphere must the zero calibration be made?
A. Instrument must be in fresh air to perform the zero calibration.
7. Q. When the unit is subjected to physical shock, what must be done?
A. Recheck calibration.
8. Q. How can you determine how much charge is in the battery when instrument is in use?
A. Battery life indicator, as battery charge dissipates, segments of the battery icon in the upper portion of the screen goes blank until only the outline of the icon remains.
9. Q. If the instrument detects that an enabled sensor is not properly installed, what happens?
A. The Solaris multi-gas detector will enter the sensor missing alarm and the “**sensor**” and “**missing**” words will flash on the display.
10. Q. What is the purpose of the peak reading?
A. To show the highest level of gas recorded since turning on, or peak readings were reset.

M40-M Multi-Gas Monitor

1. Q. What effect does oxygen deficient atmosphere have on the combustible gas readings?
A. They will be lower than actual concentrations.
2. Q. How may silicone compound vapors or other known contaminants affect the combustible gas sensor?
A. It will cause readings of combustible gas to be lower than actual gas concentrations.



3. Q. What effect does oxygen enriched atmosphere cause combustible gas readings to be?
A. They will be higher than actual concentrations.
4. Q. How may sudden changes in atmospheric pressure affect the monitor?
A. It may cause temporary fluctuations in the oxygen reading.
5. Q. What will happen when the alarm conditions are exceeded?
A. The M40-M has audio, visual, and standard vibrating alarms to alert the user.
6. Q. Where is the battery life indicator located?
A. It is displayed in the lower left corner of the monitor.
7. Q. When necessary to clean the M40-M detector, what should be used?
A. Wipe the outside with a soft clean cloth. Don't use any solvents or cleaning solutions on the detector.
8. Q. How long should the monitor last with a fully charged battery pack?
A. The M40-M will typically run 18 hours in the diffusion mode, or 12 hours with the SP40-M detector.

9. Q. The M40-M is a portable gas monitor capable of continuously and simultaneously monitoring what four (4) standard gases?

A. O₂, CH₄, CO, and H₂S.

10. Q. What is meant by the M40-M calibration gases are fixed values?

A. You must calibrate the instrument on a blended cylinder containing the following:

25 ppm H₂S; 100 ppm CO; 2.5% CH₄ Methane; 19% Oxygen at 0.5 lpm flow.

MATHEMATICS

1. Q. What is 50 plus 25? ($50 + 25 = \underline{\quad}$)

A. 75

2. Q. What is 50 minus 25? ($50 - 25 = \underline{\quad}$)

A. 25

3. Q. What is 25 multiplied by 4? ($25 \times 4 = \underline{\quad}$)

A. 100

4. Q. What is 100 divided by 4? ($100 \div 4 = \underline{\quad}$)

A. 25

5. Q. What is the square footage of a ten (10) by ten (10) feet area?

A. 100 Square feet.

6. Q. What is the cubic feet of a ten (10) feet x ten (10) feet x ten (10) feet cube?

A. 1,000 cubic feet.

7. Q. What is one (1) cubic yard?

A. Twenty - seven (27) cubic feet.

8. Q. What is one (1) horse power?

A. The energy used to raise 33,000 pounds one (1) foot in one (1) minute.

9. Q. What is the weight of solid coal?

A. Eighty (80) pounds cubic foot.

10. Q. What is the weight of loose coal?

A. Sixty-five (65) pounds cubic foot.

This image shows a single page of white paper with horizontal blue or grey ruling lines. The lines are evenly spaced and run across the width of the page. There is no handwriting or other markings on the paper.

MATHEMATICS

ADD: $1 + 1 = 2$

SUBTRACT: $2 - 1 = 1$

MULTIPLY: $2 \times 2 = 4$


DIVIDE: $4 \div 2 = 2$

MATHEMATICS

1. Q. What is 50 plus 25? ($50 + 25 = \underline{\hspace{1cm}}$)
A. 75
2. Q. What is 50 minus 25? ($50 - 25 = \underline{\hspace{1cm}}$)
A. 25
3. Q. What is 25 multiplied by 4? ($25 \times 4 = \underline{\hspace{1cm}}$)
A. 100
4. Q. What is 100 divided by 4? ($100 \div 4 = \underline{\hspace{1cm}}$)
A. 25
5. Q. What is the square footage of a ten (10) by ten (10) feet area?
A. 100 Square feet.
6. Q. What is the cubic feet of a ten (10) feet x ten (10) feet x ten (10) feet cube?
A. 1,000 cubic feet.
7. Q. What is one (1) cubic yard?
A. Twenty - seven (27) cubic feet.
8. Q. What is one (1) horse power?
A. The energy used to raise 33,000 pounds one (1) foot in one (1) minute.
9. Q. What is the weight of solid coal?
A. Eighty (80) pounds cubic foot.
10. Q. What is the weight of loose coal?
A. Sixty-five (65) pounds cubic foot.

[illegible]

GENERAL SAFETY



GENERAL SAFETY

1. Q. Why were the mining laws enacted?
A. To insure the safety of persons employed within or at the mines.
2. Q. How shall the direction to escapeways be marked?
A. By signs, conspicuously placed throughout the mine.
3. Q. Where shall mine foreman be employed?
A. In every mine where five (5) or more persons are employed in a twenty-four (24) hour period.
4. Q. To be examined for a mine foreman certification, what qualifications of citizenship are required?
A. The mine foreman shall be employed in a mine in the state or a resident of the state at the time he takes the examination.
5. Q. What experience is a person required to have in the working, ventilation and drainage of coal mines, to be eligible for a mine foreman's certificate?
A. Five (5) years.
6. Q. What experience is a person required to have in the working, ventilation and drainage of coal mines, to be eligible for an assistant mine foreman's certificate?
A. Three (3) years.
7. Q. How does a person secure a mine foreman's certificate?
A. By passing an examination administered by MHST.
8. Q. Upon the death or resignation of a mine foreman who should be appointed?
A. A certified person.
9. Q. Who is responsible for acts of the assistant foreman?
A. The mine foreman.
10. Q. How often shall entrances to old works be traveled and examined?
A. At least once every week.

11. Q. How often shall airways be traveled and examined?
A. At least once every week.
12. Q. How often shall the mine foreman or his assistant visit and carefully examine each working face?
A. At least every two (2) hours, while the miners are at work.
13. Q. What shall be done before employees are permitted to enter idle or abandoned sections?
A. The section shall be examined by a certified foreman.
14. Q. What instruments shall be carried by a certified foreman exploring abandoned workings?
A. A flame safety lamp or other approved device.
15. Q. What shall be done at entrances to dangerous places in a mine?
A. Entrances to dangerous places shall be dangered off.
16. Q. What shall be done when dangers are reported?
A. Such dangers should be removed promptly.
17. Q. In case it is impracticable to remove a danger, what shall be done?
A. Every person whose safety is threatened shall be notified.
18. Q. What shall be available at all times for the proper maintenance of the mine?
A. Necessary supplies.
19. Q. When the mine foreman is unable to comply with any of the requirements of the mining law, what action shall be taken?
A. The mine foreman shall notify, in writing, the operator or superintendent of the mine and the Director of MHST.
20. Q. To whom shall entry into a mine, idle or working, be limited?
A. To those authorized.

21. Q. When two outlets are not available and work is in progress to provide a second outlet, how many miners may be permitted to be employed at one time in the mine?
- A. Not more than twenty (20).
22. Q. What kind of beverages shall not be taken into a mine?
- A. Intoxicating.
23. Q. What shall be done when excavations are driven toward and in dangerous proximity to an abandoned mine suspected of containing gas or dangerous quantities of water?
- A. Boreholes should be kept not less than twenty (20) feet in advance of the face and where necessary on the sides.
24. Q. How far from the abandoned areas shall the boreholes be started?
- A. When within fifty (50) feet of abandoned workings in such mine as shown by surveys made and certified by a competent engineer or surveyor, or within two hundred (200) feet of any other abandoned workings or such mine, which cannot be inspected.
25. Q. Why are safety rules necessary for the guidance of mine employees?
- A. To establish standard mine safety practices.
26. Q. How does the enforcement of safety rules prevent accidents?
- A. By preventing persons from performing acts which are known to be hazardous.
27. Q. Why should employees assist in offering suggestions relative to safety rules?
- A. Habits of observation are developed and hazards are more readily recognized.
28. Q. What benefits can be secured from safety meetings?
- A. They offer a medium for the exchange of ideas and experiences and provide means for more safety education.
29. Q. Why should safety rules be enforced?
- A. Proper discipline is essential for the safe operation of a mine.
30. Q. What method shall be adopted and maintained to advise employees of the rules and regulations of the mine?
- A. They shall be printed in the English language and posted in a conspicuous place about the mine.

31. Q. What is the minimum legal age of employment in or around the mines?
A. Eighteen (18) years.
32. Q. What is the duty of the mine foreman relative to new employees?
A. To instruct each person of the particular danger incident to his work and furnish a copy of mining laws and company rules.
33. Q. What record is required of miners entering and leaving mines?
A. A system of checking miners in and out of mines.
34. Q. Why should all injuries, even those of a trivial nature, be reported?
A. Serious consequences from infection may result from even trivial injuries.
35. Q. How shall the scene of a fatal accident be left?
A. Unchanged until an investigation is made by MHST.
36. Q. What shall be worn as head and foot protection?
A. Approved safety hats and safety-toed shoes.
37. Q. What protection shall be provided for the eyes when grinding, cutting, welding or striking where particles may fly?
A. Adequate eye protection.
38. Q. What is the principal hazard connected with grinding or pouring hot metal?
A. Serious injury may occur to the eyes.
39. Q. What protection should be provided for miners exposed to drowning at river loading points?
A. Life belts or other approved devices.
40. Q. What is the danger of loose clothing?
A. It may become caught in moving machinery.
41. Q. What safety device should be worn by miners working in or near the top of shafts or other deep excavations?
A. Safety belts.

42. Q. What is the duty of equipment operators and helpers relative to others in the vicinity while the equipment is in operation?
- A. They shall not permit other persons to remain near the equipment.
43. Q. When shall the cutting machine not be moved?
- A. When the cutter chain is in motion.
44. Q. What protective devices should be provided for cutting machine chains?
- A. Mechanical locking devices or electrical inter-locks.
45. Q. Why should refuse or other material be prohibited from accumulating along a passageway?
- A. Obstructions or lack of clearance may result in injury.
46. Q. In what condition should mines be kept?
- A. Clean and properly maintained.
47. Q. How should illuminating and signal lights be maintained?
- A. In proper operating condition.
48. Q. Why should those persons not familiar with a piece of equipment be prohibited from operating such equipment?
- A. Unfamiliarity may result in injury.
49. Q. What protective devices should be used on gears, belts and revolving parts of machinery?
- A. Properly installed guards.
50. Q. What precaution should be observed when reassembling a machine with dangerous contacts or moving parts?
- A. All guards or safety devices shall be replaced.
51. Q. What precaution shall be taken before starting machinery?
- A. Signals should be given and the operator shall be in the proper position.
52. Q. What precaution should be taken with machinery and equipment raised for repairs?
- A. They should be securely blocked.

53. Q. Why are repairs, adjustments or oiling of moving machinery prohibited?
A. Limbs or clothing may become entangled.
54. Q. What should not be permitted to accumulate on machinery?
A. Oil and grease.
55. Q. What precaution should be taken when pipe is heated?
A. To see that it is open throughout its length as any obstruction may trap water which may burst the pipe when heated.
56. Q. How should wire ropes be maintained?
A. Free from worn and broken strands and well lubricated.
57. Q. What danger exists when the employee is equipped with defective or improper tools?
A. Flying particles or uncontrolled action may cause serious injury.
58. Q. Who should be responsible for the condition of hand tools?
A. The user.
59. Q. What materials should not be permitted to accumulate in structures in or about mines?
A. Oil, grease and debris.
60. Q. What protective devices shall be provided for repair pits in floors or ground?
A. Guards or covers.
61. Q. What protective devices shall be provided for stairways, landings and elevated platforms?
A. Handrailings and toeboards where necessary.
62. Q. From what materials shall steps, landings and platforms be kept free?
A. Refuse and ice.
63. Q. How shall steps, landings and platforms be maintained?
A. In good repair.

64. Q. How shall oil and grease be carried and kept in a mine?
A. In closed containers.
65. Q. What shall be prohibited from places where oil and grease are kept?
A. Open lights, smoking and electricity.
66. Q. What shall be done before welders or torches are used in a mine?
A. A certified person examine for methane.
67. Q. Where shall welders and torches not be used?
A. Where danger of ignition of methane, oil, grease or coal dust is present.
68. Q. What examination shall be made before a machine is taken in by the last open crosscut to the working face?
A. Methane gas examination.
69. Q. At what percentage of gas is equipment prohibited to operate in?
A. One percent (1%).
70. Q. How often shall gas test examinations be made in face areas where equipment is operating?
A. At least every 20 minutes.
71. Q. What shall be provided in a working place for gas test examinations?
A. Flame safety lamp or other approved devices.
72. Q. When methane gas of one (1) percent is found in a working place where mining equipment is being operated, what shall be done immediately?
A. Stop the machine and cut off the electrical current.
73. Q. Who shall maintain face equipment in safe operating condition?
A. The mine operator.
74. Q. Who shall promptly report defects in face equipment?
A. Equipment operators.

75. Q. When shall respirators be worn?
A. When a person is exposed to dust, fumes and mist.
76. Q. What device is required on battery powered equipment to indicate such batteries need charging?
A. Under-voltage indicator.
77. Q. How shall all flammable liquids be stored.
A. In approved containers or other safe dispensers.
78. Q. What type of gloves shall not be worn around equipment?
A. Gloves with guantleted cuffs.
79. Q. What shall persons be searched for prior to entering a mine?
A. Smoker's articles.
80. Q. When shall miners not load or unload from a man-trip?
A. Prior to such man-trip vehicle stopping.
81. Q. Who shall be in charge of a man-trip?
A. Certified person or other competent person designated by a mine foreman.
82. Q. Who is required to give instructions to apprentice miners in the hazards incident to their work assignments?
A. Mine foreman and assistant mine foreman.
83. Q. Who may supervise an apprentice miner?
A. Mine foreman, assistant mine foreman or certified competent miner.
84. Q. Who is responsible to instruct each new employee in the particular danger incident to their work?
A. Mine foreman or assistant mine foreman.
85. Q. Who is required to furnish new employees a copy of the West Virginia Mining Laws?
A. Mine foreman or assistant mine foreman.

86. Q. Who is responsible to insure that apprentice miners are effectively supervised with regard to safety practices and to instruct apprentices in safe mining practices?
- A. Mine operator.
87. Q. Who is responsible for the safety of an apprentice miner?
- A. Mine foreman or assistant mine foreman.
88. Q. During the first 90 days of employment, where shall the apprentice miner work?
- A. Within sight and sound of the mine foreman, assistant mine foreman or an experienced miner.
89. Q. Prior to a person being employed at a coal mine, what is the person required to possess?
- A. An apprentice miner's card or miner's certificate.
90. Q. What is required when a flame safety lamp or other approved methane detector is taken underground?
- A. Care shall be taken to insure that such lamp or other device is in a permissible condition and such lamp or device is tested before each shift.
91. Q. What persons are permitted to be on a working section by themselves?
- A. Mine Foreman-Fire Boss, assistant mine foreman-fire boss and pumper.
92. Q. When a required examination is being performed by a certified mine foreman-fire boss or assistant mine foreman-fire boss, what evidence should be left to reveal such examination was made?
- A. Their initials, time and the date at or near each place they examine.
93. Q. When may a disabled vehicle be pushed from the operators deck end?
- A. At no time.
94. Q. Who shall direct and see that all dangerous places and the entrance or entrances to worked out and abandoned places in all mines are properly dangered off across the openings?
- A. Mine foreman.
95. Q. Who is required to give prompt attention to the removal of all dangers in a coal mine?
- A. Mine foreman.

96. Q. Who is required to read carefully and countersign, with ink or indelible pencil, all reports entered in the record book of the fire boss?
- A. Mine foreman.
97. Q. How often shall each coal mine employee be required to take refresher first-aid training?
- A. Not less the five (5) hours of training within twenty-four (24) months of employment.
98. Q. Should the employees be paid regular wages, or overtime pay if applicable, for all periods of first-aid training?
- A. Yes.
99. Q. Where shall each operator of a coal mine maintain a supply of first-aid equipment?
- A. 1) At mine dispatcher's office.
2) Close proximity to each mine entrance.
3) At the bottom of each regularly traveled slope or shaft, if more the one thousand (1,000) feet from the surface.
4) On each working section, not more than five hundred (500) feet from working faces.
100. Q. What first-aid supplies are required to be maintained?
- A. one stretcher (1)
one broken back board (1)
twenty-four triangular bandages (24)
eight four-inch bandage compresses (8)
sixteen two-inch bandage compresses (16)
twelve two-inch adhesive compresses (12)
one foille (1)
two cloth blankets (2)
one rubber blanket (1)
two tourniquets (2)
one 1-ounce bottle of aromatic spirits of ammonia (1 1-oz.)
two inflatable plastic arm splints (2)
two inflatable plastic leg splints (2)
six small splints, metal or wooden (6)
two cold packs (2)
101. Q. What personal safety equipment must be worn by an underground miner when working in seam heights of 48 inches and greater?
- A. Metatarsal boots.
102. Q. What is a Comprehensive Mine Safety Program?
- A. A mine specific set of rules and regulations governing the safety and training of all mine employees.

103. Q. When did the Comprehensive Safety Program for coal mining go into effect?
A. November 1982.
104. Q. Who is responsible for the development of a Comprehensive Safety Program?
A. The operator.
105. Q. When a mine has been temporarily closed, the operator shall notify the Director within how many calendars day after resuming active mining operations, to retain the existing Comprehensive Safety Program?
A. 30 days.
106. Q. Who will approve or reject a Comprehensive Safety Program?
A. Director of MHST.
107. Q. Who shall conduct the annual review of the Comprehensive Safety Program?
A. The operator.
108. Q. Who will review the annual report of the Comprehensive Safety Program?
A. Director of MHST.
109. Q. Regarding the initial submittal of the Comprehensive Safety Program, who shall be afforded an opportunity to review and submit comments to the Director of MHST?
A. Each employee of the mine.
110. Q. Where shall a copy of the Comprehensive Safety Program be posted?
A. On the mine bulletin board.
111. Q. How often shall an evaluation of the Comprehensive Safety Program be made?
A. Annually.
112. Q. What shall be practiced in all areas of underground coal mines, and in and around mine buildings and yards?
A. Good housekeeping.

113. Q. When can underground equipment powered by internal combustion engines be used?
A. When permission is granted by the Director of MHST.
114. Q. What is an accident?
A. Any mine explosion, ignition, fire, inundation, injury or death of any person.
115. Q. What is an imminent danger?
A. The existence of any condition or practice in a coal mine which could reasonably be expected to cause death or serious physical harm before such condition or practice can be abated.
116. Q. What distance shall two way communication facilities be located on the surface from the mine portal?
A. Within five hundred (500) feet.
117. Q. What shall the incoming communication signal activate on the working section?
A. An audible or visual alarm on the mine phone.
118. Q. When shall repairs be started to the mine communication system in the event of a failure?
A. Immediately.
119. Q. What safety device is required on all continuous miners, loading machine booms and head lift cylinders?
A. Load-locking valves.
120. Q. What is the purpose of a panic bar?
A. To quickly de-energize the equipment in the event of an emergency.
121. Q. What record is required for oxygen and gas tanks in the mines?
A. The date tanks or cylinders are taken into the mine, and the date the tanks are removed from the mine.
122. Q. Welding and cutting may be done in mines, provided:
A. That all equipment and gauges are maintained in safe condition and not abused.

123. Q. What precautions are required by persons performing welding and cutting?
- A. Adequate eye protection shall be used and precautions shall be taken to prevent other persons from exposure that might be harmful to their eyes.



124. Q. What type of tool is required to be provided to the person authorized to use oxygen and acetylene equipment?
- A. A suitable wrench designed for compressed tanks.




125. Q. When are the hoses and gauges required to be disconnected from the oxygen and acetylene tanks?
- A. When not in use and when being transported.

126. Q. What shall be done with empty oxygen and acetylene tanks?
- A. They shall be marked empty and shall be removed from the mine promptly in safe containers provided for transportation.

This image shows a single page of white paper with horizontal blue or grey ruling lines. The lines are evenly spaced and run across the width of the page. There is no text or other markings on the paper.

ASSESSMENT of VIOLATIONS



ASSESSMENT OF VIOLATIONS

1. Q. What criteria does MHST use to determine the amount of a mandatory civil penalty?
A. "Gravity," "history," "size" of the operator's business, and "good faith" in abatement.
2. Q. What should MHST consider when determining the "gravity" of a violation?
A. The likelihood of occurrence of the event, the severity of the injury which might be expected to result, and the number of persons potentially affected.
3. Q. What determines the "size of mine" when assessing the cost of violations?
A. The annual tonnage of coal the mine produced.
4. Q. What part of violation assessment is based on the number of assessed violations in the previous twenty-four (24) month reporting period?
A. "History" of past violations.
5. Q. What violation does the following describe? An operator either caused the condition or practice which caused the violation by exercising reckless, deliberate, and willful disregard of mandatory health and safety standards; or recklessly, deliberately, and willfully failed to correct an unsafe condition or practice which was known to exist?
A. A "knowing" violation.
6. Q. How many days does an operator or any representative of the miners have to apply to the Director for review of any notice of violation?
A. Within thirty (30) days of the date the violation was issued.
7. Q. After receiving a notice of assessment (a bill) a person has thirty (30) days to pay the amount assessed or else request a conference in writing with whom?
A. The Assessment Review Officer of MHST.
8. Q. All assessments owed by any company must be paid, or otherwise appealed before January 1 of the new year to be eligible for what?
A. To qualify for a permit extension.
9. Q. Who sets the due date by which the notice of assessment must be paid?
A. The Assessment Review Officer.

10. Q. What is an I.P.A.?
- A. An Individual Personal Assessment issued to a miner for an unsafe act.
11. Q. What is the civil penalty that shall be assessed any miner who knowingly violates any health or safety rule or regulation?
- A. They shall be subject to a penalty of not more than two hundred-fifty dollars (\$250) for each occurrence of such violation.
12. Q. What is the civil penalty that shall be assessed any operator who knowingly violates a health or safety provision or rule, or knowingly violates or fails or refuses to comply with any order issued pursuant to West Virginia Mine Law?
- A. The penalty shall not be more than five thousand dollars (\$5,000) and for a second or subsequent violation assessed a civil penalty of not more than ten thousand dollars (\$10,000).
13. Q. What is the penalty for whoever knowingly makes any false statement, representation, or certification in any application, record, report, plan, or other document filed or required to be maintained pursuant to West Virginia Mine Law?
- A. They shall be guilty of a misdemeanor and upon conviction shall be fined not more than five thousand dollars (\$5,000) or imprisoned in the county jail not more than six (6) months, or both fined and imprisoned.
14. Q. What is the penalty for whoever willfully distributes, sells, offers for sale, introduces, or delivers in commerce any noncompliance equipment for use in coal mines, who willfully misrepresents such equipment as complying with the provisions of West Virginia Mine Law?
- A. They shall be guilty of a misdemeanor and upon conviction shall be fined not more than five thousand dollars (\$5,000) or imprisoned in the county jail not more than six (6) months, or both fined and imprisoned.
15. Q. What is the penalty for failure to notify the Mine and Industrial Accident Rapid Response System of a mine accident within 15 minutes of the incident?
- A. The penalty assessment is \$100,000 (one hundred thousand dollars). **(Mine Emergency Notification Phone Number: 1-866-987-2338)**

State of West Virginia
Office of Miners' Health, Safety and Training

Case No. _____

Region _____

INSPECTION OF VIOLATION

Good faith in abatement: Lack of good faith (+15%) _____

No compliance (extenuating circumstances) (0%) _____ Extra effort (-15%) _____

Violation Number: _____ was/is hereby _____ totally abated by _____, 20____
 _____ a.m. _____ p.m. _____ extended to _____, 20____, _____ modified to
 _____ Order, _____ Withdrawn.

Action taken to abate the violation: _____

Good faith in abatement: Lack of good faith (+15%) _____

No compliance (extenuating circumstances) (0%) _____ Extra effort (-15%) _____

Violation Number: _____ was/is hereby _____ totally abated by _____, 20____
 _____ a.m. _____ p.m. _____ extended to _____, 20____, _____ modified to
 _____ Order, _____ Withdrawn.

Action taken to abate the violation: _____

Good faith in abatement: Lack of good faith (+15%) _____

No compliance (extenuating circumstances) (0%) _____ Extra effort (-15%) _____

Violation Number: _____ was/is hereby _____ totally abated by _____, 20____
 _____ a.m. _____ p.m. _____ extended to _____, 20____, _____ modified to
 _____ Order, _____ Withdrawn.

Action taken to abate the violation: _____

Good faith in abatement: Lack of good faith (+15%) _____

No compliance (extenuating circumstances) (0%) _____ Extra effort (-15%) _____

Violation Number: _____ was/is hereby _____ totally abated by _____, 20____
 _____ a.m. _____ p.m. _____ extended to _____, 20____, _____ modified to
 _____ Order, _____ Withdrawn.


Action taken to abate the violation: _____

Company/Operator Agent served: _____ Date: _____ 20____

Authorized Representative: _____ Inspector Number _____

[illegible]

ADMINISTRATIVE REQUIREMENTS



ADMINISTRATIVE REQUIREMENTS

1. Q. Who has the responsibility for the enforcement of all laws and regulations relating to the safety of those employed in and around underground mines?

A. The West Virginia Office of Miners' Health, Safety and Training.
2. Q. Who has the power and duty to call or subpoena witnesses for the purpose of conducting hearings into mine fires, mine explosions, or any mine accident?

A. The Director of the West Virginia Office of Miners' Health, Safety and Training.
3. Q. Who has the power and duty to administer oaths and to require production of any books, papers, records, or other documents relevant, to any hearing?

A. The Director of the West Virginia Office of Miners' Health, Safety and Training.
4. Q. Who has the authority to visit, enter, and examine any mine?

A. The Director of the West Virginia Office of Miners' Health, Safety and Training has the authority to visit, enter, and examine any mine whether underground or surface and may call for the assistance of any district mine inspector or inspectors whenever such assistance is necessary in the examination of any mine.
5. Q. Who shall furnish the Director of the West Virginia Office of Miners' Health, Safety and Training or mine inspector proper facilities for entering the mine and making examination or obtaining information?

A. The operator of every coal mine.
6. Q. Who may request the Director to have an immediate investigation made when it is believed that dangerous conditions are existing or that the law is not being complied with?

A. The miners at any mine or one of their authorized representatives.
7. Q. How often shall mine inspectors examine underground mines in the State of West Virginia?

A. Mine inspectors shall examine all of the mines in the respective districts and as often, in addition thereto, as the Director of the West Virginia Office of Miners' Health, Safety and Training may direct, or the necessities of the case or the condition of the mine or mines may require.
8. Q. To whom may the mine inspector provide advance notice of inspection?

A. No advance notice of inspection shall be provided to any person.

9. Q. Why do mine inspectors make a personal examination of each mining operation?
- A. To determine whether a danger described in West Virginia Code exists or whether any provisions of State Mine Law is being violated or has been violated within the past forty-eight (48) hours.
10. Q. What must a mine inspector do when he finds a violation?
- A. It shall be the duty of each inspector to note each violation he finds and issue a finding, order, or notice as appropriate for each violation noted.
11. Q. When may a violation be noted, whether or not the inspector actually observes the violation or whether or not the violation exists at the time the inspector notes the violation?
- A. During the investigation of any accident so long as the inspector has clear and convincing evidence that the violation has occurred or is occurring.
12. Q. Who shall visit the scene of each fatal accident occurring at any mine?
- A. The mine inspector.
13. Q. What must the mine inspector do when visiting the scene of a fatal accident?
- A. The mine inspector shall make an examination into the particular facts of such accident and make a report to the Director of the West Virginia Office of Miners' Health, Safety and Training.
14. Q. Who shall be given an opportunity to accompany the mine inspector during any inspection of a coal mine?
- A. The authorized representative of the miners at the mine.
15. Q. What shall an authorized representative of the Director (mine inspector) do if an imminent danger is found to exist during any inspection of a coal mine?
- A. Determine the area throughout which the danger exists and issue an order.
16. Q. What is the operator of the mine or his agent required to do when a mine inspector issues an order?
- A. Immediately cause all persons except those referred to in West Virginia Mine Law to be withdrawn from and to be prohibited from entering such area.
17. Q. How long shall persons be withdrawn from and prohibited from entering areas subject to an order?
- A. Until an authorized representative of the Director (mine inspector) determines that such imminent danger no longer exists.

18. Q. Are employees of a mine who are idled as a result of the posting of a withdrawal order by a mine inspector entitled to be compensated by the operator?
- A. Yes, at their regular rates of pay for the period they are idled, but not more than the balance of such shift.
19. Q. If an order is not terminated prior to the next working shift, are the employees on this shift entitled to be compensated by their operator?
- A. Yes, at their regular rates of pay for the period they are idled, but not more than four (4) hours of such shift.
20. Q. What shall an authorized representative of the Director (mine inspector) do if a violation of law has been found, but the violation has not created an imminent danger?
- A. Issue a notice to the operator or his agent fixing a reasonable time for the abatement of the violation.
21. Q. What shall an authorized representative of the Director (mine inspector) do when it is found the period of time for abatement of a violation has expired, the violation has not been totally abated, and the period of time should not be further extended?
- A. Find the extent of the area affected by the violation and promptly issue an order.
22. Q. What is the operator of the mine or his agent required to do when a mine inspector issues an order for failing to abate a violation?
- A. Immediately cause all persons, except those referred to in West Virginia Mine Law, to be withdrawn from and to be prohibited from entering such area.
23. Q. How long shall persons be withdrawn from and prohibited from entering areas subject to an order issued for failing to abate a violation?
- A. Until an authorized representative of the Director (mine inspector) determines that the violation has been abated.
24. Q. What persons shall not be required to be withdrawn from or prohibited from entering any area of a coal mine subject to an order issued by a mine inspector?
- A. (a) Any person whose presence in such area is necessary to eliminate the condition described in the order; (b) any public official whose official duties require them to enter the area; (c) any representative of the miners in such mine who is qualified to make coal mine examinations, or who is accompanied by such person and whose presence is necessary for the investigation of the conditions described in the order; and (d) any consultant to any of the foregoing.
25. Q. What shall notices and orders issued pursuant to West Virginia Mine Law contain?
- A. A detailed description of the conditions or practices which cause or constitute an imminent danger or a violation of any mandatory health and safety standard.

26. Q. In addition to a detailed description of the conditions or practices, what shall an order issued pursuant to West Virginia Mine Law contain?
- A. A description of the area of the coal mine from which persons must be withdrawn and prohibited from entering.
27. Q. When an authorized representative of the Director (mine inspector) issues a notice or order, to whom shall each notice or order be given?
- A. To the operator of the coal mine or his agent.
28. Q. When shall an authorized representative of the Director (mine inspector) give each notice or order issued pursuant to West Virginia Mine Law to the operator of the coal mine or his agent?
- A. Promptly.
29. Q. Where shall each notice or order issued pursuant to West Virginia Mine Law be posted?
- A. On the bulletin board at the mine.
30. Q. Who may notify or terminate a notice or order issued pursuant to West Virginia Mine Law?
- A. An authorized representative of the Director (mine inspector).
31. Q. Who may apply to the Director of the West Virginia Office of Miners' Health, Safety and Training for the review of an order, modification or termination of an order, or notice issued pursuant to West Virginia Mine Law?
- A. An operator or any representative of the miners in any mine affected by such order or notice.
32. Q. How many days does an operator or any representative of the miners in any affected mine have to apply to the Director for review of an order or notice?
- A. Within thirty (30) days of receiving the order or notice..
33. Q. When may an operator or a representative of the miners at a mine apply to the Director for review of a notice?
- A. When it is believed that the period of time fixed in such notice for abatement of the violation is unreasonable.
34. Q. What shall the Director do upon receipt of an application for review of an order or notice?
- A. Cause an investigation to be made as deemed appropriate.

35. Q. What shall the Director do upon receiving the report of an investigation caused by an application for review of an order or notice?
- A. Make findings of fact and issue a written decision.
36. Q. Is it necessary to maintain an office at a coal mine?
- A. Yes, an office with a conspicuous sign designating it as the office is required.
37. Q. Where shall a mine bulletin board be kept?
- A. At the mine office or some conspicuous place near an entrance of the mine.
38. Q. What manner shall a bulletin board be maintained at each coal mine?
- A. So that the notices, orders, and decisions required by West Virginia Mine Law may be posted, be easily visible to all persons desiring to read them, and be protected against any damage by weather and against unauthorized removal.
39. Q. Who shall immediately post a copy of any notice, order, or decision required by West Virginia Mine Law on the bulletin board of a mine?
- A. The operator or his agent.
40. Q. When an authorized representative of the Director (mine inspector) delivers a notice, order, or decision to an agent of the operator, who shall immediately take appropriate measures to insure compliance with such notice, order, or decision?
- A. The agent of the operator.
41. Q. Are orders or decisions issued by the Director subject to review?
- A. Yes, they are subject to judicial review by the circuit court of the county in which the mine affected is located, or the Circuit Court of Kanawha County upon the filing of a petition.
42. Q. When are orders or decisions issued by the Director subject to judicial review?
- A. When the administrative remedies available have been exhausted and a petition has been filed within thirty (30) days from the date of such order or decision.

43. Q. What action may the Director take whenever the operator or his agent (a) violates or fails or refuses to comply with any order or decision issued under West Virginia Mine Law, or (b) interferes with, hinders or delays the Director or his authorized representative in carrying out the provisions of West Virginia Mine Law, or (c) refuses to admit such representatives to the mine, or (d) refuses to furnish any information or report requested by the Director in furtherance of the provisions of West Virginia Mine Law, or (e) refuses to permit access to, and copying of, such records as the Director determines necessary in carrying out the provisions of West Virginia Mine Law?
- A. The Director may institute a civil action for relief including a permanent or temporary injunction, restraining order, or any other appropriate order in the circuit court of the county in which the mine is located, or the Circuit Court of Kanawha County.
44. Q. What is the civil penalty that shall be assessed any operator of a coal mine in which a violation occurs of any health or safety rule or regulation, or who violates any other provision of West Virginia Mine Law?
- A. The penalty shall not be more than three thousand dollars (\$3,000) for each violation, unless the violation is classified as a "knowing" violation.
45. Q. What shall the Director consider in determining the amount of a civil penalty?
- A. The operators "history" of previous violations, the appropriateness of the penalty to the "size" of the business of the operator charged, the "gravity" of the violation, the demonstrated "good faith" of the operator charged in attempting to achieve rapid compliance after notification of a violation and whether the operator was negligent.
46. Q. What is the civil penalty that shall be assessed any miner who knowingly violates any health or safety rule or regulation?
- A. They shall be subject to a penalty of not more than two hundred-fifty dollars (\$250) for each occurrence of such violation.
47. Q. What is the civil penalty that shall be assessed any operator who knowingly violates a health or safety provision or rule, or knowingly violates or fails or refuses to comply with any order issued pursuant to West Virginia Mine Law?
- A. The penalty shall not be more than five thousand dollars (\$5,000) and for a second or subsequent violation assessed a civil penalty of not more than ten thousand dollars (\$10,000).
48. Q. What is the penalty for whoever knowingly makes any false statement, representation, or certification in any application, record, report, plan, or other document filed or required to be maintained pursuant to West Virginia Mine Law?
- A. They shall be guilty of a misdemeanor and upon conviction shall be fined not more than five thousand dollars (\$5,000) or imprisoned in the county jail not more than six (6) months, or both fined and imprisoned.

49. Q. What is the penalty for whoever willfully distributes, sells, offers for sale, introduces, or delivers in commerce any noncompliance equipment for use in coal mines, who willfully misrepresents such equipment as complying with the provisions of West Virginia Mine Law?
- A. They shall be guilty of a misdemeanor and upon conviction shall be fined not more than five thousand dollars (\$5,000) or imprisoned in the county jail not more than six (6) months, or both fined and imprisoned.
50. Q. For what reasons shall no person discharge or in any other way discriminate against or cause to be discharged or discriminated against any miner or any authorized representative of miners?
- A. If it is believed or known that such miner or representative (a) has notified the Director, his authorized representative, or an operator, directly or indirectly, of any alleged violation or danger, (b) has filed, instituted, or caused to be filed or instituted any proceeding under West Virginia Mine Law, or (c) has testified or is about to testify in any proceeding resulting from the administration or enforcement of the provisions of West Virginia Mine Law.
51. Q. What records and reports, in addition to those specifically required by West Virginia Mine Law, is every operator of a coal mine required to establish and maintain?
- A. Such records, reports, and information as the Director may reasonably require from time to time to enable him to perform his functions under West Virginia Mine Law.
52. Q. Who examines and certifies mine foremen, assistant mine foremen, and mine examiners in the State of West Virginia?
- A. The mine foreman examiner who is appointed by the Director of the West Virginia Office of Miners' Health, Safety and Training.
53. Q. Who may a mine inspector or the Director charge with neglect or failure to perform any duty mandated pursuant to West Virginia Mine Law?
- A. A mine foreman, assistant mine foreman, or any other certified person.
54. Q. What is the penalty when it is found at the conclusion of a hearing that the charged person has neglected or failed to perform any duty mandated pursuant to West Virginia Mine Law?
- A. Their certificate or certificates may be suspended or revoked.
55. Q. Can any person whose license or certificate has been suspended or revoked in another state be certified under any provision of West Virginia Mine Law?
- A. No, they cannot be certified during the period of time of such suspension or revocation in the other state.

56. Q. What is the function and duty of the Board of Appeals?
- A. To hear appeals, make determinations on questions of miners' entitlements due to withdrawal orders and appeals from discharge or discrimination and suspension of certification certificates.
57. Q. What information in writing shall each independent contractor provide the production operator?
- A. (a) Trade name, business address, and business telephone; (b) a description of the nature of work to be performed and where at the mine the work is to be performed and; (c) the address of record for service of citations or other documents.
58. Q. Who shall maintain in writing at the mine the information required by West Virginia Mine Law for each independent contractor at the mine?
- A. The production operator.
59. Q. Who shall provide the information required by West Virginia Mine Law for each independent contractor at the mine to an authorized representative of the Director upon the beginning of a regular inspection?
- A. The production operator.
60. Q. What shall the overall compliance responsibility of production operators include, as related to independent contractors at the mine?
- A. Assuring compliance with the provisions and regulations of West Virginia Mine Law which apply to the work being performed by independent contractors at the mine.
61. Q. What is the general enforcement policy of the West Virginia Office of Miners' Health, Safety and Training for violations committed by the independent contractor or its employees?
- A. The independent contractor will be held responsible for violations where the production operator has complied with section four (4) of the rules and regulations governing independent contractors.
62. Q. When may enforcement action be taken against the production operator for violations which involve independent contractors?
- A. Where the production operator has contributed to the existence of a violation, or the operator's miners are exposed to the hazard, or the production operator has control over the hazard.
63. Q. What shall a mine inspector do if a violation or imminent danger is found in an area where an independent contractor is operating?
- A. The mine inspector shall make a determination whether to issue the appropriate notice or order to either the production operator, or the independent contractor, or both.

[illegible]

Emergency Shelters, Communication and Tracking and SCSR Requirements



Emergency Shelters, Communication and Tracking and SCSR Requirements

1. Q. What does "Emergency Shelter/Chamber" mean?
A. An enclosed space made from man-made materials whose function is to protect the occupants from hazardous gases and provide breathable air in the event escape is not possible.



2. Q. What is the maximum distance the emergency shelter/chamber can be located from the face?
A. 1,000 feet
3. Q. What does the term emergency communication mean?
A. The transmission and reception of voice, data, and/or information regarding an unexpected event requiring immediate action.
4. Q. What does "wireless" mean?
A. Allowing individual communications by a miner through a mine communication and tracking/locating system without a physical connection.
5. Q. What does the term "tracking/ location" mean?
A. Knowing the physical location of miners at the moment of an accident and as escape progresses if the tracking/location system being used is still functional.


6. Q. What's does "tracking/locating device" mean?
- A. An integrated mine communication system for the purpose of providing the physical location of a miner during an emergency.
7. Q. How many minutes of breathable air should the SCSR provide the wearer?
- A. At least 60 minutes.
8. Q. How often required inspections of SCSRs shall be reported to the Director?
- A. Quarterly.
9. Q. How shall each SCSR storage cache be housed?
- A. In a container constructed to protect from normal operational damage, made of material that is non-conductional, easy to open during emergency escape and noted on the escape way map.
10. Q. How far from the nearest working face in each section and construction/rehabilitation site shall one SCSR cache storage shall be placed at a readily available location?
- A. Within 500 feet.
11. Q. Can distances of greater that 500 feet from the face be exceeded?
- A. Yes, not to exceed a 1,000 feet with approval of the Director.
12. Q. What other articles are required in storage caches located 500 feet from the working face?
- A. Escape kit containing a hammer, tagline, a supply of chemical light sticks, and escapeway map.
13. Q. Are other caches storages required?
- A. Yes, at intervals that a miner may traverse in no more than 30 minutes traveling at a normal pace.
14. Q. How long after a serious or fatal accident at any coal mine or machinery connected therewith does the operator or mine foreman in charge of the mine give immediate notification.
- A. 15 minutes.
15. Q. Intrinsically safe battery powered strobe lights approved by the Director shall be affixed to what?
- A. Storage caches of SCSRs.

16. Q. What reflective signs are required at each cache storage box?
A. Self Rescuer.
17. Q. What is required in the primary escape way?
A. Lifeline.
18. Q. What shall lifeline cords be attached to?
A. SCSR cache storage.
19. Q. Who shall a copy of the mine emergency shelter plan be provided to?
A. Mine rescue teams providing coverage to the mine
20. Q. Who shall record weekly inspections of emergency shelter/chambers and its' contents and recorded in a weekly ventilation examination book?
A. Mine foreman or mine examiner
21. Q. When shall current location of an emergency shelter/chamber and results of the latest inspection be reviewed?
A. During weekly safety meetings.
22. Q. What is required on emergency shelter chambers to indicate unauthorized access?
A. Tamper proof tag.
23. Q. When shall the emergency communication and tracking system be monitored?
A. At all times in which one or more miners are underground.
24. Q. How many air courses must have 2-way communications?
A. 2 separate air courses, one of which must be in the intake air course.
25. Q. Who shall monitor the communication center?
A. It shall be staffed by miners holding a valid underground miner's certificate who is trained and knowledgeable of the installed communication/tracking systems, monitoring and warning devices, travelways, and mine layout.
26. Q. How shall lifeline cords be constructed?
A. They shall be constructed of flame resistance material, with reflective material every 25 feet, and directional indicators signifying route of escape not exceeding 100 feet, which shall be located in a manner for miners to use effectively to escape.

27. Q. Purposed communication/tracking system shall include the ability for
- A. Knowing the location of all miners immediately prior to an event by tracking /locating device in the escapeways, normal work assignments, or notification of the communication center.
28. Q. What does the term “SCSR Storage Cache” mean?
- A. Means a non-combustional container constructed to withstand normal mine conditions, protect a number of SCSRs, and allow easy access for inspection of SCSRs and easy access for miners who are escaping.
29. Q. What does the term “self-contained self-rescuer” mean?
- A. Self-contained self-rescuer means a type of closed circuit self contained breathing apparatus, or its equivalent, approved by MSHA for the purpose of isolating a miner from hazardous gases and provide breathable air to aid an escape.
30. Q. Who shall a purposed detailed mine communication/tracking plan be submitted to?
- A. The Director of MHST and the mine rescue team that is providing coverage.

[illegible]

EMERGENCY PROCEDURES



FIRST AID EQUIPMENT

1. Q. Who shall maintain a supply of first aid equipment?
A. Each operator of a surface coal mine, tipple, and preparation plant.
2. Q. What items shall be contained in first aid equipment?
A. (1) stretcher, (2) one broken-back board, (3) twenty-four triangular bandages, (4) eight four-inch compresses, (5) sixteen two-inch compresses, (6) twelve one-inch adhesive compresses, (7) one foilie, (8) two approved blankets, (9) one rubber blanket, (10) two tourniquets, (11) one one-ounce bottle of aromatic spirits of ammonia, (12) two inflatable plastic leg splints, (13) two inflatable plastic arm splints, (14) six small splints, metal or wooden, and (15) two cold packs.
3. Q. How shall first aid supplies be stored?
A. They shall be stored in a suitable sanitary, dust-tight, moisture proof containers.
4. Q. Who shall have access to first aid supplies?
A. The miners.

EMERGENCY ARRANGEMENTS

5. Q. Who shall make arrangements with a licensed physician, medical service, medical clinic, or hospital to provide emergency medical assistance while any person is on duty at a mine?
A. Each operator of a mine.
6. Q. How must the operator arrange for emergency transportation while any person is on duty at the mine?
A. Arrangements must be made with an approved ambulance service or otherwise provide for an approved emergency transportation while any person is on duty at the mine.
7. Q. What information shall be posted by each operator of a mine regarding emergency medical arrangements?
A. Names, titles, addresses, and telephone numbers of all persons and/or services currently available to provide medical assistance and transportation of injured persons at the mine.

EMERGENCY COMMUNICATIONS

8. Q. Who shall provide two-way communication at all times miners are present, between all work sites at the mine and an emergency communication center?

A. Each operator of a mine.
9. Q. What type of direct two-way communication shall be established and maintained by each operator of a mine, between the emergency communication center at the mine and the nearest point of medical assistance?

A. Telephone, but if telephone communication is not possible the Director may allow by permit other communication.
10. Q. When shall the operator notify the district inspector or the regional inspector-at-large if an accident or serious personal injury, as defined by West Virginia Mine Law, occurs at a mine?

A. Immediately.
11. Q. What is the duty of the operator, agent, superintendent, or mine foreman, whenever loss of life or personal injury, which is determined by the attending physician to have a reasonable potential to cause death, shall occur by reason of any accident or occupational injury in or about any coal mine?

A. Report within twenty-four (24) hours the same in writing to the Director of the Office of Miners' Health, Safety and Training.
12. Q. When shall accidents or occupational injuries, which do not result in death or injuries with the potential to cause death, be reported in writing to the Director of the Office of Miners' Health, Safety and Training?

A. They shall be reported on forms provided by the Department within ten (10) working days.
13. Q. When may an operator alter an accident site or an accident-related area?

A. When granted permission by the Office of Miners' Health, Safety and Training and not until completion of all investigations pertaining to the accident, except to the extent necessary to rescue or recover an individual, prevent or eliminate an imminent danger, or prevent destruction of mining equipment.

EMERGENCY MEDICAL PERSONNEL

14. Q. How many emergency medical services personnel shall be employed at a mine for every seventy (70) employees or any part thereof who are engaged at any time in the extraction, production, or preparation of coal?

A. At least one (1).

15. Q. Can emergency medical services personnel be employed at their regular duties at the mine site?
- A. Yes, as long as they are centrally located for convenient, quick response to emergencies.
16. Q. What equipment shall be available, at all times, to emergency medical services personnel?
- A. Such equipment as shall be prescribed by the Director of the Office of Miners' Health, Safety and Training in consultation with the Commissioner of the Bureau of Public Health.

FIRST AID TRAINING

17. Q. When shall an operator provide a new employee with the opportunity for first aid training, unless such employee has previously received such training?
- A. Within six (6) months of the date of employment.
18. Q. How many hours of refresher first aid training shall each coal mine employee be required to take within each twenty-four (24) months of employment?
- A. Not less than five (5) hours.
19. Q. Shall employees be paid first aid training?
- A. Yes, they shall be paid regular wages, or overtime pay if applicable.

ACCIDENT REPORTING

Mine Accident and Injury Reports must be completed for any of the following:


1. A death of an individual at a mine, an injury to an individual at a mine; entrapment of an individual; an unplanned inundation of a mine by a liquid or gas; an unplanned ignition; an unplanned fire; an unplanned roof fall or any other condition outlined by definition of accident in Title 36, Series 19. Accidents involving death or serious personal injury must be *immediately* reported to the Office of Miners' Health, Safety and Training.

The following pages include a copy (both sides) of the current Mine Accident and Injury Report with a sample accident described. In the case of lost time injuries, it is very important that a "follow up" report is filed with "Return to Duty" information completed. If there are any questions concerning the completion of these forms, contact any of our offices, or send email questions from our web site (address below).

Note: all agency forms may be revised without notice. Check our web site (www.state.wv.us/mhst) for current information.

[illegible]

SAMPLE DOCUMENTS and FORMS



Directions for Mine Foreman Application

Important Note: You cannot use whiteout or cross through any letter or number on this document. If you make a mistake you must completed another document. Mistakes cannot be corrected.

Directions to the applicant: Complete Section 1 and 2. Section 3 is a Notary Public witnessing your signature. Section 4 is to be completed by the companies that are documenting your experience. Section 2 should match the Section 4 pages you get completed. You may want to wait and get the Section 4 pages back from companies before completing Section 2 so all the dates match. Use as many Section 4 pages as needed to document three or five years. When you have all forms completed fill in the box Sheet ____ of ____ on all forms. Example: If you have three pages total the first page will have Sheet 1 of 3, the second page will have Sheet 2 of 3 and page three will have Sheet 3 of 3. Staple all the pages together and submit to the local office of the West Virginia Office of Miners' Health, Safety & Training where you plan on taking the examination. The addresses of the offices are:

West Virginia Office of Miners' Health, Safety & Training - 36'Ego o gteg'Ft0Ug'3 - Y guqxgt, WV 26523 '304-4: 7-548:
West Virginia Office of Miners' Health, Safety & Training - 891 Stewart Street - Welch, WV 24801 '304-436-8421
West Virginia Office of Miners' Health, Safety & Training - 137 Peach Court – Suite 2 - Danville, WV 25053 '304-369-7823
West Virginia Office of Miners' Health, Safety & Training - 772 Industrial Drive – Oak Hill, WV 25901 '304-469-8100

Section 1: This is to be completed by the applicant. Please fill in all the blanks and print clearly with a pen. In the blanks for *Mining Experience Documented on this form* you should put years and months. If you have an even number of years place a zero in the months blank. Working section experience is in MONTHS. You must have documented eighteen months working section experience to take the mine foreman examination.

Section 2: This section shows where you have worked, duties and time worked. The companies listed in this section should match the companies that are documenting your time. For example, if you worked at Joe Doe Coal Company for three years but are not having Joe Doe Company document time for you then do not list Joe Doe Coal Company in Section 2. Please remember that you must document five years of mining experience to be a mine foreman and three years to be an assistant mine foreman. After you have documented this amount of time you do not need to document additional time. For example if you have twenty years of mining experience and have worked for your current company for six years you would only have to document the six years. It would be a waste of your time to document the other fourteen years of experience. Section 2 requires you to sign and date the application and your signature must be witnessed by a Notary Public. Do not sign this form until you are in the presence of a Notary Public.

Section 3: Your signature must be witnessed by a Notary Public and they must verify that you are the person completing this application. The date you get this form notarized and the date you sign the form must be the same dates.

Section 4: This page should be completed by each company that is documenting your work experience. Directions for the person completing this form are as follows: Please document the starting and ending dates of employment for the person listed at the top of the page. If the person is still employed place the date you are completing the form as the TO date. Please list the coal company name and mine name, sign your name as the company official and then print your name and title. Also your signature must be notarized by a Notary Public.

Attach a recent photograph

Sheet 1 of ____

This sheet is to be
completed by the
applicant

State of West Virginia
Office of Miners' Health, Safety and Training
7 Players Club Drive – Suite 2
Charleston, WV 25311-1626
www.wvminesafety.org

DO NOT WRITE IN THIS SPACE
Registration No. _____
Certification No. _____
Classification _____
Date Issued _____

Approved by: _____

Date Approved: _____

UNDERGROUND MINE FOREMAN APPLICATION

SECTION 1

Name _____
Last First Middle

Address _____
Street or P.O. Box City State Zip Phone

Date of Birth ____/____/____ Soc. Sec. No. (last four digits) _____ WV Miners Certificate No. _____

Mining Experience Documented on this form: _____ years _____ months

Working section experience _____ months.

Are you a graduate of an accredited mining engineering school? Yes ____ No ____
If yes attach a copy of your degree to this application.

UNDERGROUND EXPERIENCE

SECTION 2

| Company Name | Mine Name | Company Address | Duties | Years and Months Worked | Sheet Number |
|--------------|-----------|-----------------|--------|-----------------------------|--------------|
| | | | | Years _____ Months _____ | |
| | | | | Years _____ Months _____ | |
| | | | | Years _____ Months _____ | |
| | | | | Years _____ Months _____ | |

Date _____ Signature of Applicant _____

NOTARIZED

SECTION 3

Subscribed and sworn before me, a Notary Public in and for _____ County, State of _____, this _____ day of _____, 20____.

Notary Public

My commission expires _____

(Notary Seal)

SECTION 4: This section is to be completed by the company verifying the experience of the applicant.

Sheet _____ of _____

State of West Virginia
Office of Miners' Health, Safety and Training
#7 Players Club Drive – Suite 2
Charleston, WV 25311-1626
www.wvminesafety.org

UNDERGROUND MINE FOREMAN APPLICATION

APPLICANT'S PERSONAL INFORMATION

Name _____
Last First Middle

Address _____
Street or P.O. Box City State Zip Phone

Social Security Number _____ WV Miners Certificate No. _____

SECTION 4 – To be completed by the company official verifying the mining experience.

This is to certify that _____ has had _____ years and/or _____ months of underground coal mining experience with this company, of which _____ months were on or at a working section.

_____ Employment Dates: _____/_____/_____ to _____/_____/_____
Coal Company / Mine Name month day year month day year
(do not put present)

Signature of Company Official

Title of Company Official

Printed Name of Company Official

Telephone Number

NOTARIZED

Subscribed and sworn before me, a Notary Public in and for _____ County, State of _____, this _____ day of _____, 20_____.

Notary Public

My commission expires _____

(Notary seal)

22A-2-21(d) Whoever knowingly makes any false statement, representation, or certification in any application, record, report, plan or other documents filed or required to be maintained pursuant to this law or any other decision issued under this law shall be guilty of a misdemeanor, and, upon conviction thereof, shall be fined not more than \$5,000 or imprisoned in the county jail not more than six months, or both fined and imprisoned.

Attach recent photograph



Registration No. _____

Certification No. _____

Classification _____

Date issued _____

State of West Virginia
Office of Miners' Health, Safety and Training
7 Players Club Drive, Suite 2
Charleston, WV 25311-2126
www.wvminesafety.org

Approved by: _____

Date Approved: _____

Complete Sections 1-4

SHAFT and SLOPE SUPERINTENDENT and SHAFT and SLOPE EXAMINER FOREMAN APPLICATION

Section 1

Name _____
 Last First Middle

| Address | | | | |
|---------------|------|-------|-----|-------|
| Street or Box | City | State | Zip | Phone |

Date of Birth ____/____/____ SSN (Last 4 Digits) _____ WV Miners Certificate No. _____

Total shaft/slope experience _____ years. Working place experience _____ months.
(Show dates of employment in Section 2 below)

Are you a graduate of an accredited mining engineering school? Yes/No _____. If yes, attach a copy of your degree to this application.

Section 2

If additional space is needed use separate sheet of paper

SHAFT/SLOPE EXPERIENCE

| Company and Mine | Address | Years of Experience | Dates of Employment | Duties |
|------------------|---------|---------------------|---|--------|
| 1) | | | ____/____/____ to ____/____/____ Month/Day/Year Month/Day/Year | |
| 2) | | | ____/____/____ to ____/____/____ Month/Day/Year Month/Day/Year | |
| 3) | | | ____/____/____ to ____/____/____ Month/Day/Year Month/Day/Year | |
| 4) | | | ____/____/____ to ____/____/____ Month/Day/Year Month/Day/Year | |

Date _____

Signature of Applicant _____

Section 3

State of _____
County of _____

Subscribed and sworn before me, a Notary Public in and for this _____ day of _____, 20_____.

My commission expires _____
(Notary Seal)

Signature of Notary Public

Section 4 - To be completed by company official verifying mining experience

This is to certify that _____ has had _____ years and/or _____ months of shaft/slope experience with this company, of which _____ months were on or at a working section.

Coal Company / Mine _____

Signature of Company Official _____

Employment Dates: _____ to _____
Month /Day/ Year Month /Day/ Year

Printed Name/Title of Co. Official certifying experience _____

Telephone Number _____

State of _____

County of _____

Subscribed and sworn before me, a Notary Public this _____ day of _____, 20 ____.

My commission expires _____

(Notary Seal)

Signature of Notary Public _____

This is to certify that _____ has had _____ years and/or _____ months of shaft/slope experience with this company, of which _____ months were on or at a working section.

Coal Company / Mine _____

Signature of Company Official _____

Employment Dates: _____ to _____
Month /Day/ Year Month /Day/ Year

Printed Name/Title of Co. Official certifying experience _____

Telephone Number _____

State of _____

County of _____

Subscribed and sworn before me, a Notary Public this _____ day of _____, 20 ____.

My commission expires _____

(Notary Seal)

Signature of Notary Public _____

This is to certify that _____ has had _____ years and/or _____ months of shaft/slope experience with this company, of which _____ months were on or at a working section.

Coal Company / Mine _____

Signature of Company Official _____

Employment Dates: _____ to _____
Month /Day/ Year Month /Day/ Year

Printed Name/Title of Co. Official certifying experience _____

Telephone Number _____

State of _____

County of _____

Subscribed and sworn before me, a Notary Public this _____ day of _____, 20 ____.

My commission expires _____

(Notary Seal)

Signature of Notary Public _____

Attach recent photograph

DO NOT WRITE IN THIS SPACE

REVISED 12-2013



Registration No: _____
Certification No _____
Classification: _____
Date issued: _____
Approved by: _____
Date Approved: _____

State of West Virginia
Office of Miners' Health, Safety and Training
#7 Players Club Drive – Suite 2
Charleston, WV 25311-2126
www.wvminesafety.org

Complete Sections 1-4

SURFACE CONSTRUCTION SUPERVISOR APPLICATION

Section 1

Name _____
Last First Middle
Address _____
Street or Box City State Zip Phone
Date of Birth ____/____/____ Social Security Number (last four digits) _____

Section 2

If additional space is needed use separate sheet of paper

SURFACE CONSTRUCTION EXPERIENCE

| Company and Mine Name | Address | Experience | Dates of Employment | Duties |
|-----------------------|---------|------------|---|--------|
| 1) | | | ____/____/____ to ____/____/____ Month/Day/Year Month/Day/Year | |
| 2) | | | ____/____/____ to ____/____/____ Month/Day/Year Month/Day/Year | |
| 3) | | | ____/____/____ to ____/____/____ Month/Day/Year Month/Day/Year | |
| 4) | | | ____/____/____ to ____/____/____ Month/Day/Year Month/Day/Year | |

Date

Signature of Applicant

Section 3

State of _____ County of _____

Subscribed and sworn before me, a Notary Public this _____ day of _____, 20 _____.

My commission expires _____

(Notary Seal)

Signature of Notary Public

22A-2-21(d) Whoever knowingly makes any false statement, representation, or certification in any application, record, report, plan or other document filed or required to be maintained pursuant to this law or any other or decision issued under this law shall be guilty of a misdemeanor, and, upon conviction thereof, shall be fined not more than \$5,000.00 or imprisoned in the county jail not more than six months, or both fined and imprisoned.

Section 4 – To be completed by company official verifying mining experience

This is to certify that _____ has had _____ years and/or _____ months of surface construction experience with this company.

Coal Company / Mine

Signature of Company Official

Employment Dates: _____ to _____
Month/ Day/ Year Month/ Day/ Year

Printed Name/Title of Co. Official certifying experience

Telephone Number

State of _____

County of _____

Subscribed and sworn before me, a Notary Public this _____ day of _____, 20 _____.
My commission expires _____

(Notary Seal)

Signature of Notary Public

This is to certify that _____ has had _____ years and/or _____ months of surface construction experience with this company.

Coal Company / Mine

Signature of Company Official

Employment Dates: _____ to _____
Month/ Day/ Year Month/ Day/ Year

Printed Name/Title of Co. Official certifying experience

Telephone Number

State of _____

County of _____

Subscribed and sworn before me, a Notary Public this _____ day of _____, 20 _____.
My commission expires _____

(Notary Seal)

Signature of Notary Public

This is to certify that _____ has had _____ years and/or _____ months of surface construction experience with this company.

Coal Company / Mine

Signature of Company Official

Employment Dates: _____ to _____
Month/ Day/ Year Month/ Day/ Year

Printed Name/Title of Co. Official certifying experience

Telephone Number

State of _____

County of _____

Subscribed and sworn before me, a Notary Public this _____ day of _____, 20 _____.
My commission expires _____

(Notary Seal)

Signature of Notary Public

ATTACH RECENT PHOTOGRAPH



State of West Virginia

Office of Miners' Health, Safety and Training

#7 Players Club Drive Suite 2, Charleston, WV 25311-1626

WEBSITE: www.wvminesafety.org

FOR OFFICE USE ONLY:

Apprentice Miner # _____

Certificate # Issued _____

Out-of-state # _____ State _____

First Aid Training Date _____

COAL MINER EXPERIENCE DOCUMENT

THIS DOCUMENT IS TO BE COMPLETED AND SIGNED BY A COMPANY OFFICIAL. PLEASE TYPE OR PRINT FORM IN ITS ENTIRETY. TESTING MAY BE DENIED IF THIS FORM IS NOT COMPLETED IN ITS ENTIRETY.

This is to certify that _____

| Last Name | First Name | Middle Initial | Social Security Number |
|-----------|------------|----------------|------------------------|
|-----------|------------|----------------|------------------------|

now residing at _____ was employed by _____

| Home Address | City | State | ZIP Code | Telephone Number |
|--------------|------|-------|----------|------------------|
| | | | | |

| Company Name | Mine Name | Telephone Number |
|--------------|-----------|------------------|
|--------------|-----------|------------------|

located at _____

| Address | City | County | State | WV Permit Number |
|---------|------|--------|-------|------------------|
|---------|------|--------|-------|------------------|

for a period of _____, (minimum of 108 days), beginning _____ and ending on _____
Days Month Day Year Month Day Year
(minimum of 6 months required)

PLEASE CHECK APPROPRIATE AREAS BELOW: MY EXPERIENCE WITH THIS COMPANY WAS:

A () In West Virginia

B () Out of West Virginia

C () Underground Mine

D () Surface Mine

E () Surface / Operating Similar Equipment

PLEASE NOTE: IF YOU CHECKED "E," YOU MUST COMPLETE THE BACK SIDE OF THIS FORM AND YOU MUST POSSESS A WEST VIRGINIA SURFACE APPRENTICESHIP CERTIFICATE. IF YOU CHECKED "B" AND EITHER "C" OR "D" ABOVE YOU MUST ATTACH A COPY OF YOUR FIRST-AID TRAINING CERTIFICATE (FORM 5000-23).

| | | | |
|---|-----------|----------------------------|------|
| Company Official Printed Name and Title | Telephone | Company Official Signature | Date |
|---|-----------|----------------------------|------|

| Company Official Mailing Address | City | County | State | Zip Code |
|----------------------------------|------|--------|-------|----------|
|----------------------------------|------|--------|-------|----------|

State of _____ County of _____

I, _____, a Notary Public do hereby certify that the individual signed the writing above attesting that it is a true statement. Signed before me this _____ day of _____, 20____.

(Notary Stamp/Seal Required)

Notary Public Signature

My commission expires: _____

§22A-1-21(d) Whosoever knowingly makes any false statements, representation, or certification in any application, record, plan, or other document filed or required to be maintained pursuant to this law or any order or decision under this law shall be guilty of a misdemeanor, and upon conviction thereof, shall be fined not more than \$5,000.00 or imprisoned in the county jail not more than six (6) months, or both, fined and imprisoned.

Applicant Signature

Date _____

PLEASE COMPLETE THIS SECTION IF YOU CHECKED "E" ON THE FRONT SIDE OF THIS FORM

LIST SIMILAR SURFACE MINE HEAVY EQUIPMENT OPERATED

(PLEASE BE SPECIFIC)

- | | |
|----------|-----------|
| 1. _____ | 6. _____ |
| 2. _____ | 7. _____ |
| 3. _____ | 8. _____ |
| 4. _____ | 9. _____ |
| 5. _____ | 10. _____ |

TYPE OF ENVIRONMENT WORKED SIMILAR TO SURFACE MINE OPERATION

FOR OFFICE USE ONLY:

Test Fees Collected: Amount: _____ Date _____ Receipt # _____ Book # _____

Reviewed by: _____ Printed Name _____ Region _____

Signature of Reviewer Required

Date Reviewed: _____

Date Exam(s) Given: _____ Test Score(s) _____

CERTIFICATION NUMBER: _____

Certification number Issued must also be placed at top right space provided on the front of this document

Attach recent photograph or

Copy of Driver's License



Cert. No. _____

Date of Issue _____

Certifying Officer _____

**State of West Virginia
Office of Miners' Health, Safety and Training**

7 Players Club - Suite 2
Charleston, West Virginia 25311-1626
Phone: 304-558-1425 Fax: 304-558-1282
www.wvminesafety.org

OFFICIAL ELECTRICAL EXPERIENCE DOCUMENT

Company _____ Phone Number _____

Mine _____ Phone Number _____

Company Official Signature _____ Title _____

APPLICANT INFORMATION

Name _____ SSN _____

Address _____

Phone Number _____

Underground Miner's Certificate Number _____ Surface Miner's Certificate Number _____

EXPERIENCE INFORMATION

- ☐ **Reciprocity**
☐ **In-State Experience**
☐ **Out-of-State Experience**

Apprentice Card _____ Date Issued _____

MIIN Number _____

Scheduled work days during Apprenticeship period _____

Days worked during Apprenticeship period _____

Amount of Electrical Experience (Low & Medium Voltage) _____

Amount of Electrical Experience (High Voltage) _____

Number of hours of classroom training _____

Instructor Signature

Date

- ☐ Electrical Engineering degree and six months experience (**ATTACH COPY of DEGREE**)
☐ Previous Electrical Certifications: **Underground** _____ **Surface** _____ **Prep Plant** _____
☐ Three or more years of electrical experience (**ATTACH LETTER(s) FROM COMPANY OFFICIAL**)

I hereby certify that the above named applicant has demonstrated sufficient knowledge in the areas applicable for electrical certification.

Signature Certified Electrician

Certification Number

22A-1-21 (d) Whoever knowingly makes any false statements, representation, or certification in any application, record, report, plan or other document filed or required to be maintained pursuant to this law or any order or decision issued under this shall be guilty of a misdemeanor, an upon conviction thereof, shall be fined not more than \$5,000.00 or imprisoned in the county jail not more than 6 months or both fined and imprisoned.

Signature of Applicant

Date

**Suggested Study Material
For the
West Virginia Belt Examiner Certification Examination**

It is suggested that applicants for the WV Belt Examiner Certification Examination study the following chapters from the *Underground Mine Foreman's Guide*:

Coal and Coal Dust
Records and Notifications
Fire Boss
Ventilation
Roof Control
Transportation
Mine Gases
Fires and Explosions
Fire Protection
Drainage
Instruments & Apparatus
General Safety

Copies of the *Underground Mine Foreman's Guide* may be ordered from our publications page.



Belt Examiner Number: _____

Date Issued: _____

State of West Virginia
Office of Miners' Health, Safety and Training
 # 7 Players Club Drive – Suite 2
 Charleston, WV 25311-1626
 Web: www.wvminesafety.org

OFFICIAL BELT EXAMINER EXPERIENCE DOCUMENT

Section 1

Name (Print) _____

Last

First

Middle

Address _____

Street or Box

City

State

Zip

SSN (last four digits): _____ WV Miners Certificate No. _____

Total years mining experience: _____ years (Minimum of two (2) years underground experience required)

Present Occupation: _____

Section 2 Mining Experience: Minimum of two (2) years underground experience required

| Company Name | Mine Name | Company Address | Duties | Years and Months Worked | Sheet Number |
|--------------|-----------|-----------------|--------|-----------------------------|--------------|
| | | | | Years _____ Months _____ | |

(Use additional sheets as necessary to document experience.)

NOTARIZED**SECTION 3**

Subscribed and sworn before me, a Notary Public in and for _____ County, State of

_____ on this _____ day of _____ 20 ____.

Notary Public

My commission Expires _____

(Notary Seal)

I HEREBY CERTIFY THAT THE ABOVE STATEMENTS ARE TRUE AND CORRECT,_____
Date_____
Signature of Company Official

22A-1-21(d): Whoever knowingly makes any false statements, representation, or certification in any application, record, report, plan or other document filed or required to be maintained pursuant to this law or any order or decision issued under this shall be guilty of a misdemeanor, and upon conviction thereof, shall be fined not more than \$5,000.00 or imprisoned in the county jail not more than 6 months, or both fined and imprisoned.

Date_____
Signature of Applicant_____
Approval Date_____
Approved by (WVMHST)

NOTE: Applicant must have miner certification card, photo ID and current proof of First Aid training

Attach recent photograph



DO NOT WRITE IN THIS SPACE

Date Issued: _____

Expiration Date: _____

State of West Virginia
Office of Miners' Health, Safety and Training
7 Players Club Drive – Suite 2
Charleston, WV 25311-1626
www.wvminesafety.org

OFFICIAL GAS TESTING INSTRUCTOR EXPERIENCE DOCUMENT

Name (Print) _____
Last First Middle

Address _____
Street or Box City State Zip

Social Security Number: _____ WV Miners Certificate No _____

West Virginia Mine Foreman Certification No. (Required) _____

Total Years Mining Experience _____ year (Note: Minimum Two (2) years underground experience required.)

Present Occupation: _____

Present Employer: _____

Address _____
City State Zip

Mine Name or Number: _____

Previous Employer: _____

Address _____
City State Zip

Mine Name or Number: _____

I HEREBY CERTIFY THAT THE ABOVE STATEMENTS ARE TRUE AND CORRECT.

Date

Signature of Applicant

22A-1-21(d): Whoever knowingly makes any false statements, representation, or certification in any application, record, report, plan or other document filed or required to be maintained pursuant to this law or any order or decision issued under this shall be guilty of a misdemeanor, and upon conviction thereof, shall be fined not more than \$5,000.00 or imprisoned in the county jail not more than 6 months, or both fined and imprisoned.

Approval Date

Approved by (WV OMHST)

Region _____

Code Certification

| | |
|----|--|
| 01 | Certified Electrician |
| 02 | Apprentice Electrician |
| 03 | Coal Truck Driver |
| 04 | Surface Apprentice |
| 05 | Underground Apprentice |
| 06 | Underground Coal Miner |
| 07 | Surface Coal Miner |
| 08 | Shot Firer Certificate |
| 09 | Underground Mine Foreman |
| 10 | Asst. Underground Mine Foreman |
| 11 | Surface Mine Foreman |
| 12 | Asst. Surface Mine Foreman |
| 13 | Shaft and Slope Superintendent |
| 14 | Shaft & Slope Examiner Foreman |
| 15 | Surface Construction Supervisor |
| 16 | Clay Mine Foreman |
| 17 | Mine Rescue Team Member |
| 18 | Gas-Testing Instructor |
| 20 | Shaft & Slope Shot Firer |
| 21 | Belt Examiner |
| 22 | Mine-Rescue Instructor |
| 23 | 40-Hour Instructor |
| 24 | 80-Hour Instructor |
| 25 | Certified Electrician, Low/Medium |
| 26 | Cert. Electrician,Low/Medium/High |
| 27 | Gas Test Instr. - Const., Sh/Sl Super. |
| 28 | Qualified Diesel Instructor |
| 29 | Qualified Clearing Crew |
| 30 | Qualified Person - Electrician |
| 31 | Cont. Ed. for Ug. MF Instr. |

West Virginia Office of Miners' Health, Safety and Training

Fee Schedule

Publications

| <u>Title</u> | <u>Price</u> |
|--|--------------|
| Law Books | |
| Comprehensive Mine Safety Law Reference Manual (Laws and Regs) | \$18.00 |
| Individual Volumes: | |
| Underground | \$ 6.00 |
| Surface | \$ 5.00 |
| Metal Non-Metal (Quarry) Regulations | \$ 7.00 |
| Study Guides | |
| Underground Mine Foreman | \$15.00 |
| Surface Mine Foreman | \$15.00 |
| Truck Driver Training Program | \$10.00 |
| Electrical | \$25.00 |
| 80 & 40 Hr. Pre employment guides | \$ 5.00 |
| Other Publications | |
| Certification Policy Manual | \$12.00 |
| Annual Report & Directory of Mines | \$10.00 |
| 80 & 40 Hr. Cert. Prog. (Certified Instructors Only) | \$35.00 |
| Coal Dryer Guides | \$10.00 |

Note: these publications may now be ordered on line through our web site-(wvminesafety.org)

Examinations and Certifications

| <u>Examination</u> | <u>Fee</u> |
|--|------------|
| All Certifications (except those listed below) | \$10.00 |
| Mine Foreman Examination | \$35.00 |
| Mine Electrician Examination/Card | \$15.00 |
| Gas Testing Instructor Qualifications | n/c |
| Mine Rescue Team Member | n/c |
| Mine Rescue Instructor Certification and Card | \$35.00 |
| Duplicate Cards (All certifications) | \$10.00 |

Copy Work and Related Services

| <u>Service</u> | <u>Fee</u> |
|---|---------------------|
| Search and Processing Fee | \$25.00 per hour |
| Reproduction of Records | \$15.00 per hour |
| Programming Services (from existing MHS&T database) | \$95.00 per hour |
| Copying Cost | .25 per page |
| Transcription Fee | \$2.25 per page |
| Computer Printout | \$18.00 |
| Letter of Certification | \$10.00 per request |
| Mine Map Copy (Plotter Image) | \$10.00 each |
| Mine Map CD copy | \$25.00 per CD |
| Video Cassette | \$8.00 each |

For further information, contact any Miners' Health, Safety and Training office. **The above stated fees are subject to periodic changes.**